



Police Department

March 2019 Crime Data

April 9, 2019

Prepared by:
David Sparks, CCIA

*Numbers in this report may be updated from month to month as records updates occur.
The information contained in this report is primarily raw data until calendar year reporting.*

Distribution:

City Manager
Assistant City Managers
Chief of Police
Assistant Chief of Police
Major – Criminal Investigations
Major – Uniform
Major – Support Services
Investigations Captain
Uniform Captains

Professional Standards Lieutenant
Special Operations
Gang Unit
Accreditation Manager
Family Protection
Records Supervisor
Planning & Research
Training Supervisor

Monthly Part I Crimes

Albany Police Department

Part I Crimes Committed During the Month of March 2019 with Comparisons of March 2019 & 2017										
Actual Offenses	2019 Month to Month		2018 Month to Month		+/- Change		2017 Month to Month		+/- Change	
	March 2019	March 2018	#	%	March 2019	March 2017	#	%		
Offenses Committed										
Murder	3	2	1	50.00	3	1	2	200.00		
Rape	4	1	3	300.00	4	1	3	300.00		
Robbery	7	9	-2	-22.22	7	19	-12	-63.16		
Aggravated Assault	47	35	12	34.29	47	44	3	6.82		
Violent Crime Total	61	47	14	29.79	61	65	-4	-6.15		
Burglary	45	49	-4	-8.16	45	60	-15	-25.00		
Larceny	173	209	-36	-17.22	173	218	-45	-20.64		
Auto Theft	19	12	7	58.33	19	15	4	26.67		
Arson	2	0	2	*NC	2	0	2	*NC		
Property Crime Total	239	270	-31	-11.48	239	293	-54	-18.43		
Crime Trend Total	300	317	-17	-5.36	300	358	-58	-16.20		

Part I Case Clearances During the Month of March 2019 with Comparisons of March 2018 & 2017												
Offenses Cleared	2019 March		2018 March		2017 March		2019 March		2018 March		2017 March	
	# Cleared	# Cleared	# Cleared	# Cleared	# Cleared	# Cleared	% Cleared	% Cleared	% Cleared	% Cleared	% Cleared	% Cleared
Murder	2	1	0	0	2	1	0	66.67%	50.00%	0.00%		
Rape	0	1	0	0	0	1	0	0.00%	100.00%	0.00%		
Robbery	0	2	8	8	0	2	8	0.00%	22.22%	42.11%		
Aggravated Assault	16	11	21	21	16	11	21	34.04%	31.43%	47.73%		
Violent Crime Cleared	18	15	29	29	18	15	29	29.51%	31.91%	44.62%		
Burglary	5	4	10	10	5	4	10	11.11%	8.16%	16.67%		
Larceny	25	54	45	45	25	54	45	14.45%	25.84%	20.64%		
Auto Theft	3	5	4	4	3	5	4	15.79%	41.67%	26.67%		
Arson	0	0	0	0	0	0	0	0.00%	*NC	*NC		
Property Crime Cleared	33	63	59	59	33	63	59	13.81%	23.33%	20.14%		
Clearance Total	51	78	88	88	51	78	88	17.00%	24.61%	24.58%		

* The Crime Trend and Clearance Totals do not include percentages for numbers not divisible by 0.

Year to Date Part I Crimes

Albany Police Department

Part I Crimes Committed Year-to-date as of March 2019 with Comparisons of March 2018 & 2017

Actual Offenses	2019		2018		+/- Change		2019		2017		+/- Change	
	Year to Date		Year to Date				Year to Date		Year to Date			
Offenses Committed	March 2019	March 2018	#	%	March 2019	March 2017	#	%	March 2019	March 2017	#	%
Murder	3	4	-1	-25.00	3	4	-1	-25.00	3	4	-1	-25.00
Rape	8	6	2	33.33	8	3	5	166.67	8	3	5	166.67
Robbery	32	23	9	39.13	32	39	-7	-17.95	32	39	-7	-17.95
Aggravated Assault	159	170	-11	-6.47	159	120	39	32.50	159	120	39	32.50
Violent Crime Total	202	203	-1	-0.49	202	166	36	21.69	202	166	36	21.69
Burglary	180	167	13	7.78	180	212	-32	-15.09	180	212	-32	-15.09
Larceny	563	614	-51	-8.31	563	588	-25	-4.25	563	588	-25	-4.25
Auto Theft	78	40	38	95.00	78	27	51	188.89	78	27	51	188.89
Arson	4	1	3	300.00	4	3	1	33.33	4	3	1	33.33
Property Crime Total	825	822	3	0.36	825	830	-5	-0.60	825	830	-5	-0.60
Crime Trend Total	1027	1025	2	0.20	1027	996	31	3.11	1027	996	31	3.11

Part I Case Clearances Year-to-date as of March 2019 with Comparisons of March 2018 & 2017

Offenses Cleared	2019	2018	2017	2019	2018	2017
	YTD # Cleared	YTD # Cleared	YTD # Cleared	YTD % Cleared	YTD % Cleared	YTD % Cleared
Murder	2	3	2	66.67%	75.00%	50.00%
Rape	1	2	2	12.50%	33.33%	66.67%
Robbery	11	8	13	34.38%	34.78%	33.33%
Aggravated Assault	48	50	60	30.19%	29.41%	50.00%
Violent Crime Cleared	62	63	77	30.69%	31.03%	46.39%
Burglary	21	24	32	11.67%	14.37%	15.09%
Larceny	104	158	110	18.47%	25.73%	18.71%
Auto Theft	14	13	9	17.95%	32.50%	33.33%
Arson	0	0	0	0.00%	0.00%	0.00%
Property Crime Cleared	139	195	151	16.85%	23.72%	18.19%
Clearance Total	201	258	228	19.57%	25.17%	22.89%

* The Crime Trend and Clearance Totals do not include percentages for numbers not divisible by 0.

Monthly Part II Crimes and Ordinance Violations

Albany Police Department

Part II Crime Comparison of March 2019 with Previous Year/Month								
Part II Crimes	Mar 2019	Mar 2018	+/- #	Change %	Mar 2019	Feb 2019	+/- #	Change %
Other Assaults	45	28	17	60.71	45	40	5	12.50
Forgery & Counterfeiting	10	3	7	233.33	10	10	0	0.00
Fraud	17	22	-5	-22.73	17	19	-2	-10.53
Embezzlement	3	8	-5	-62.50	3	5	-2	-40.00
Stolen Property: Buying, Receiving	8	8	0	0.00	8	12	-4	-33.33
Vandalism	110	99	11	11.11	110	110	0	0.00
Weapons: Carrying, Possessing	3	3	0	0.00	3	4	-1	-25.00
Prostitution	0	1	-1	-100.00	0	0	0	*NC
Sex Offenses	5	5	0	0.00	5	7	-2	-28.57
Drug Abuse Violations	13	25	-12	-48.00	13	8	5	62.50
Gambling	0	0	0	*NC	0	0	0	*NC
Offenses Against Family & Children	88	66	22	33.33	88	81	7	8.64
Driving Under the Influence	9	6	3	50.00	9	2	7	350.00
Liquor Laws	0	5	-5	-100.00	0	0	0	*NC
Drunkenness	0	0	0	*NC	0	1	-1	-100.00
Disorderly Conduct	111	117	-6	-5.13	111	90	21	23.33
Vagrancy	3	1	2	200.00	3	3	0	0.00
All Other Offenses	3	2	1	50.00	3	6	-3	-50.00
Suspicion	0	0	0	*NC	0	0	0	*NC
Curfew and Loitering (under 18)	0	1	-1	-100.00	0	0	0	*NC
Runaways (under 18)	2	6	-4	-66.67	2	6	-4	-66.67
					0			
Total Part II Crime	430	406	24	5.91	430	404	26	6.44

Local Ordinance Violation Comparison of March 2019 with Previous Year/Month								
Local Ordinance	Mar 2019	Mar 2018	+/- #	Change %	Mar 2019	Feb 2019	+/- #	Change %
Truancy	1	0	1	*NC	1	2	-1	-50.00
Saggy Pants	6	2	4	200.00	6	5	1	20.00
Panhandling	0	4	-4	-100.00	0	3	-3	-100.00
Noise	1	0	1	*NC	1	1	0	0.00
Animal Control	11	14	-3	-21.43	11	20	-9	-45.00
All Other	69	28	41	146.43	69	56	13	23.21
Missing Persons	12	19	-7	-36.84	12	13	-1	-7.69
Local Ordinance	100	67	33	49.25	100	100	0	0.00

** The Crime Trend and Clearance Totals do not include percentages for numbers not able to be divided by 0.

Year to Date Part II Crime and Ordinance Violations Albany Police Department

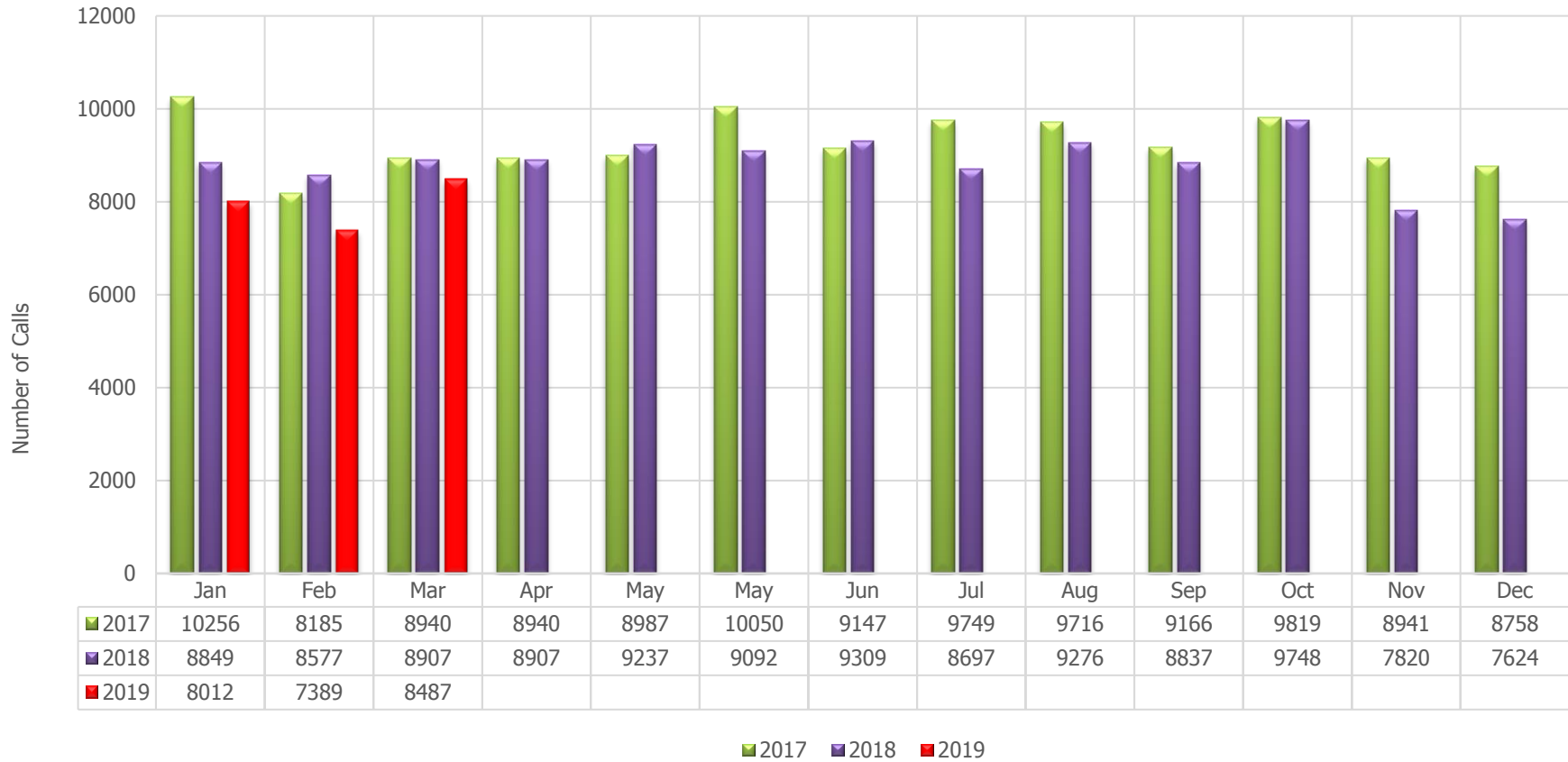
Part II Crime 2019 Year to Date Vs. 2018 & 2017 Year to Date								
Part II Crimes	YTD 2019	YTD 2018	+/- #	Change %	YTD 2019	YTD 2017	+/- #	Change %
Other Assaults	127	96	31	32.29	127	109	18	16.51
Forgery & Counterfeiting	35	30	5	16.67	35	36	-1	-2.78
Fraud	55	65	-10	-15.38	55	68	-13	-19.12
Embezzlement	11	11	0	0.00	11	10	1	10.00
Stolen Property: Buying, Receiving	23	29	-6	-20.69	23	20	3	15.00
Vandalism	392	394	-2	-0.51	392	337	55	16.32
Weapons: Carrying, Possessing	11	14	-3	-21.43	11	14	-3	-21.43
Prostitution	1	1	0	0.00	1	0	1	*NC
Sex Offenses	19	14	5	35.71	19	21	-2	-9.52
Drug Abuse Violations	29	76	-47	-61.84	29	51	-22	-43.14
Gambling	0	0	0	*NC	0	0	0	*NC
Offenses Against Family & Children	253	240	13	5.42	253	219	34	15.53
Driving Under the Influence	14	18	-4	-22.22	14	33	-19	-57.58
Liquor Laws	4	8	-4	-50.00	4	29	-25	-86.21
Drunkenness	1	0	1	*NC	1	1	0	0.00
Disorderly Conduct	307	303	4	1.32	307	294	13	4.42
Vagrancy	9	1	8	800.00	9	9	0	0.00
All Other Offenses	11	6	5	83.33	11	9	2	22.22
Suspicion	0	0	0	*NC	0	0	0	*NC
Curfew and Loitering (under 18)	0	1	-1	-100.00	0	1	-1	-100.00
Runaways (under 18)	12	11	1	9.09	12	5	7	140.00
Total Part II Crime	1314	1318	-4	-0.30	1314	1266	48	3.79

Local Ordinance Violations 2019 Year to Date Vs. 2018 & 2017 Year to Date								
Part II Crimes	YTD 2019	YTD 2018	+/- #	Change %	YTD 2019	YTD 2017	+/- #	Change %
Truancy	3	0	3	*NC	3	1	2	200.00
Saggy Pants	11	12	-1	-8.33	11	17	-6	-35.29
Panhandling	7	9	-2	-22.22	7	2	5	250.00
Noise	2	1	1	100.00	2	0	2	*NC
Animal Control	52	31	21	67.74	52	60	-8	-13.33
All Other	178	110	68	61.82	178	120	58	48.33
Missing Persons	36	43	-7	-16.28	36	52	-16	-30.77
Total Part II Crime	289	206	83	40.29	289	252	37	14.68

** The Crime Trend and Clearance Totals do not include percentages for numbers not able to be divided by 0.

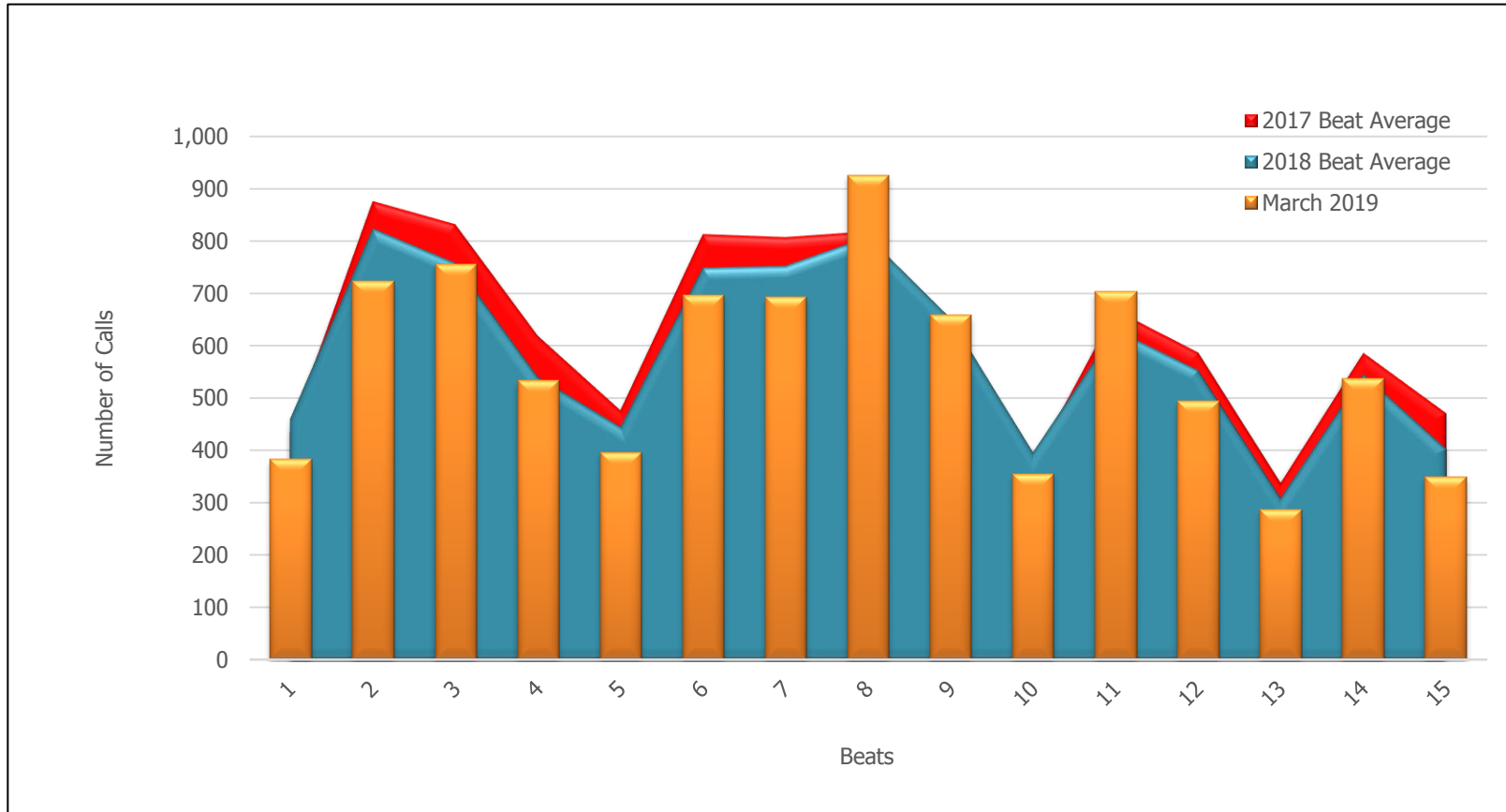
Calls for Service by Month

Albany Police Department



Calls for Service by Beat

Albany Police Department

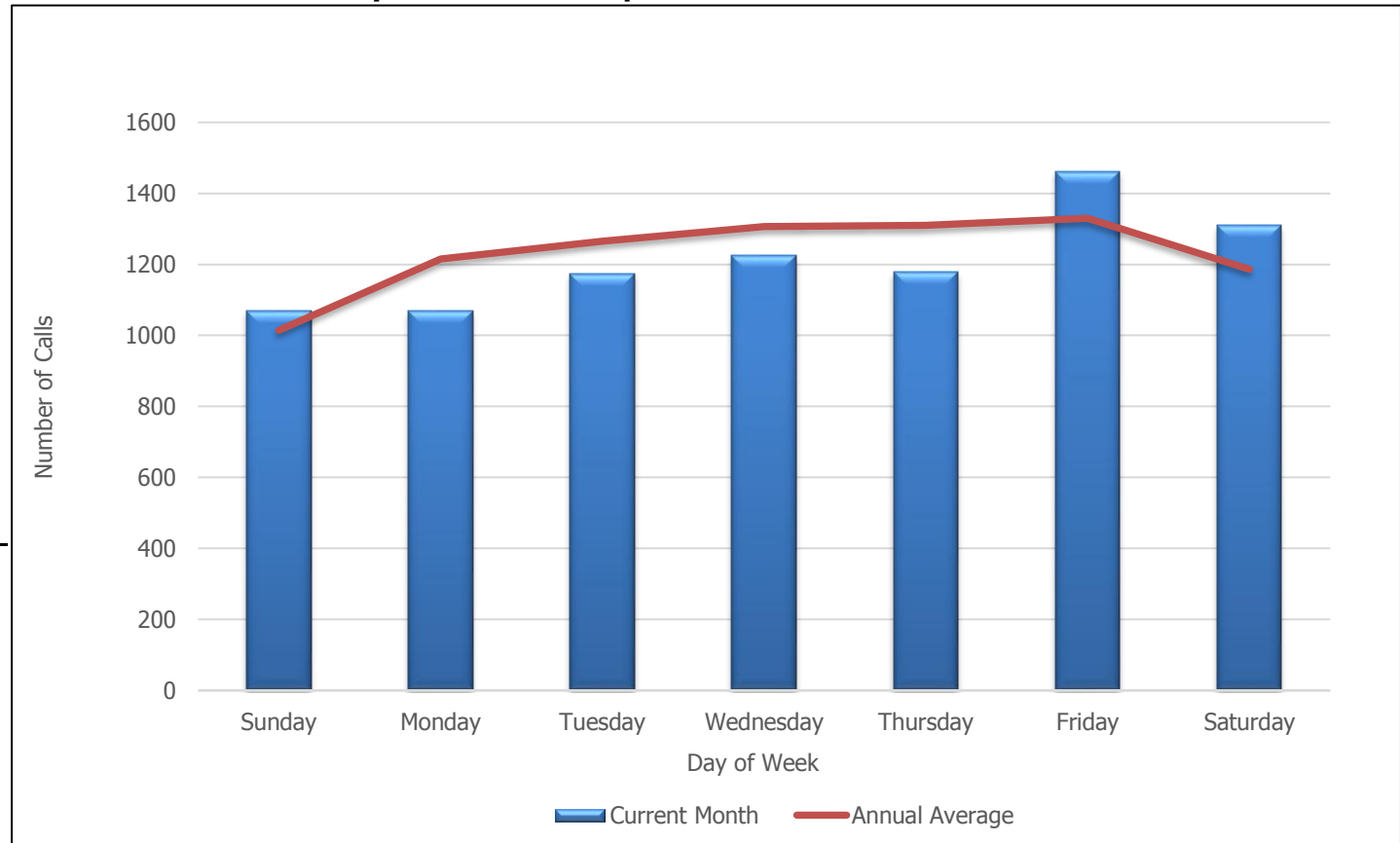


Beats	1	2	3	4	5	6	7	8	9	10	11	12	13	14	15
March 2019	383	723	755	533	396	697	693	926	658	355	703	493	286	537	349
2017 Beat Average	436	876	832	619	477	813	807	818	604	375	669	587	339	587	472
2018 Beat Average	460	823	758	541	446	748	752	808	652	397	631	554	311	546	404

Monthly Calls for Service by Day of Week

Albany Police Department

Calls For Service	
Day	Mar 2019
Sunday	1070
Monday	1068
Tuesday	1174
Wednesday	1225
Thursday	1178
Friday	1462
Saturday	1310
	<hr/> 8487

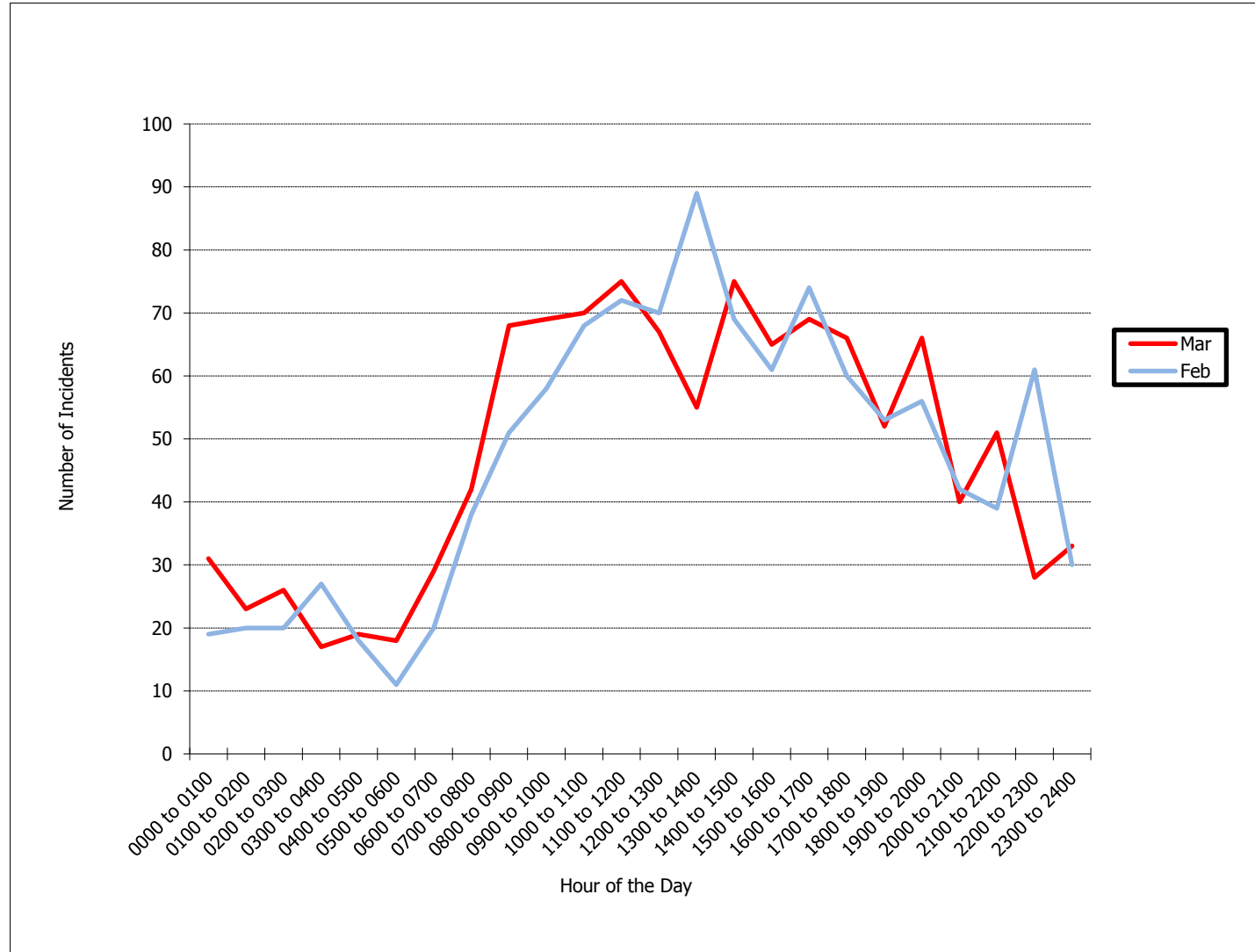


Incidents by Hour

Albany Police Department

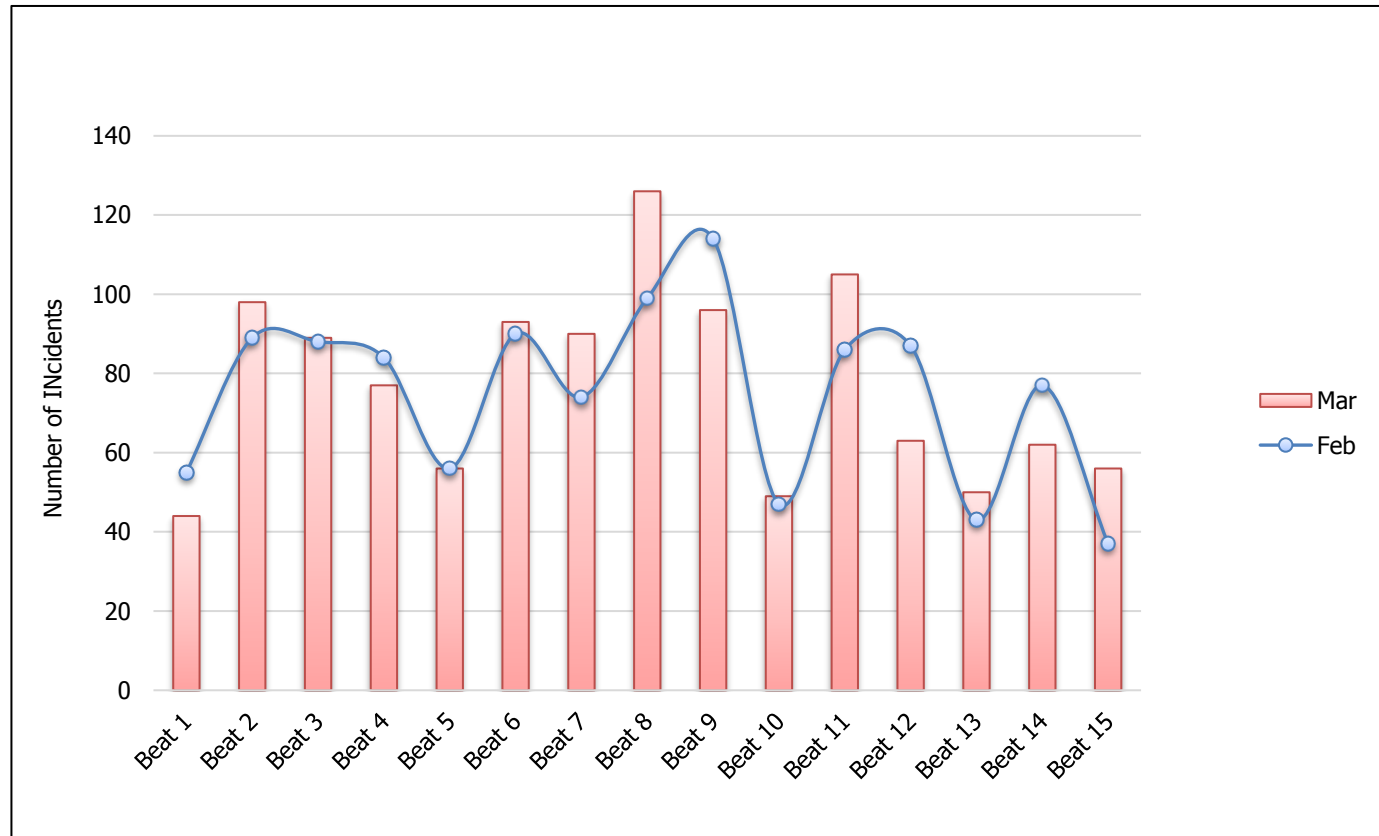
Incident Times by Month

Hour of Day	Mar 2019	Feb 2019
0000 to 0100	31	19
0100 to 0200	23	20
0200 to 0300	26	20
0300 to 0400	17	27
0400 to 0500	19	18
0500 to 0600	18	11
0600 to 0700	29	20
0700 to 0800	42	38
0800 to 0900	68	51
0900 to 1000	69	58
1000 to 1100	70	68
1100 to 1200	75	72
1200 to 1300	67	70
1300 to 1400	55	89
1400 to 1500	75	69
1500 to 1600	65	61
1600 to 1700	69	74
1700 to 1800	66	60
1800 to 1900	52	53
1900 to 2000	66	56
2000 to 2100	40	42
2100 to 2200	51	39
2200 to 2300	28	61
2300 to 2400	33	30



Current and Previous Months Comparison of Incidents by Beat Albany Police Department

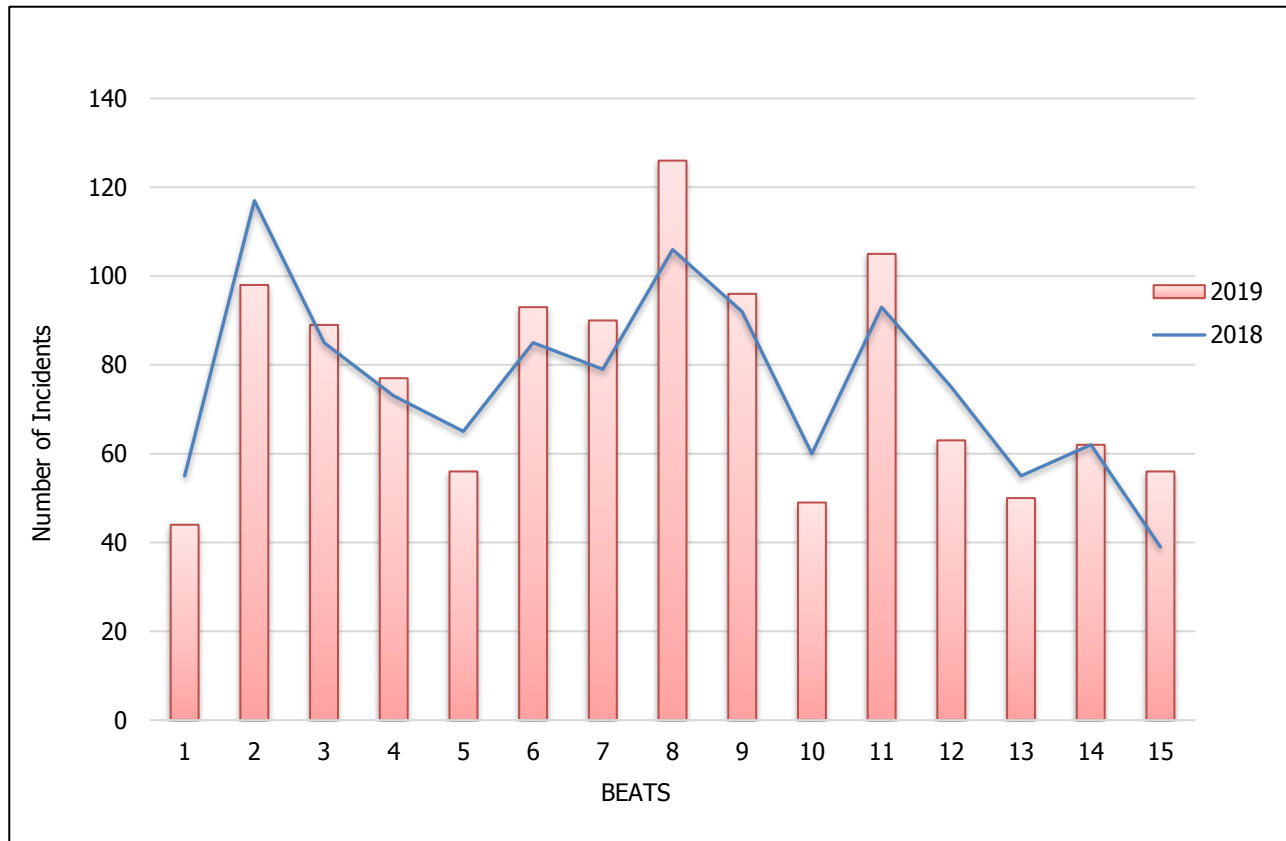
Incidents		
Beat	Mar 2019	Feb 2019
Beat 1	44	55
Beat 2	98	89
Beat 3	89	88
Beat 4	77	84
Beat 5	56	56
Beat 6	93	90
Beat 7	90	74
Beat 8	126	99
Beat 9	96	114
Beat 10	49	47
Beat 11	105	86
Beat 12	63	87
Beat 13	50	43
Beat 14	62	77
Beat 15	56	37



Current and Previous Year Comparison of Incidents by Beat

Albany Police Department

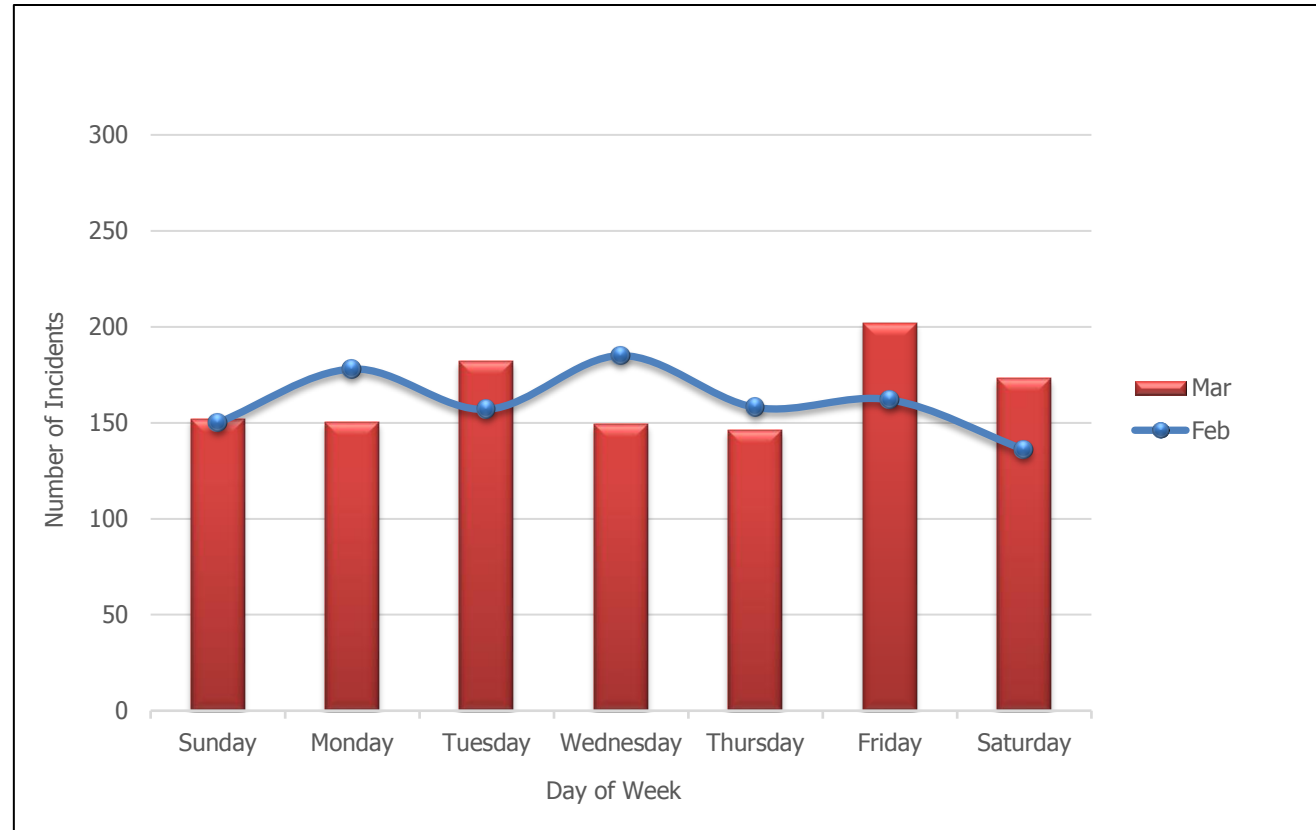
Incidents		
Beat	Mar 2019	Mar 2018
Beat 1	44	55
Beat 2	98	117
Beat 3	89	85
Beat 4	77	73
Beat 5	56	65
Beat 6	93	85
Beat 7	90	79
Beat 8	126	106
Beat 9	96	92
Beat 10	49	60
Beat 11	105	93
Beat 12	63	75
Beat 13	50	55
Beat 14	62	62
Beat 15	56	39



Current and Previous Month Comparison of Incidents by Day of Week

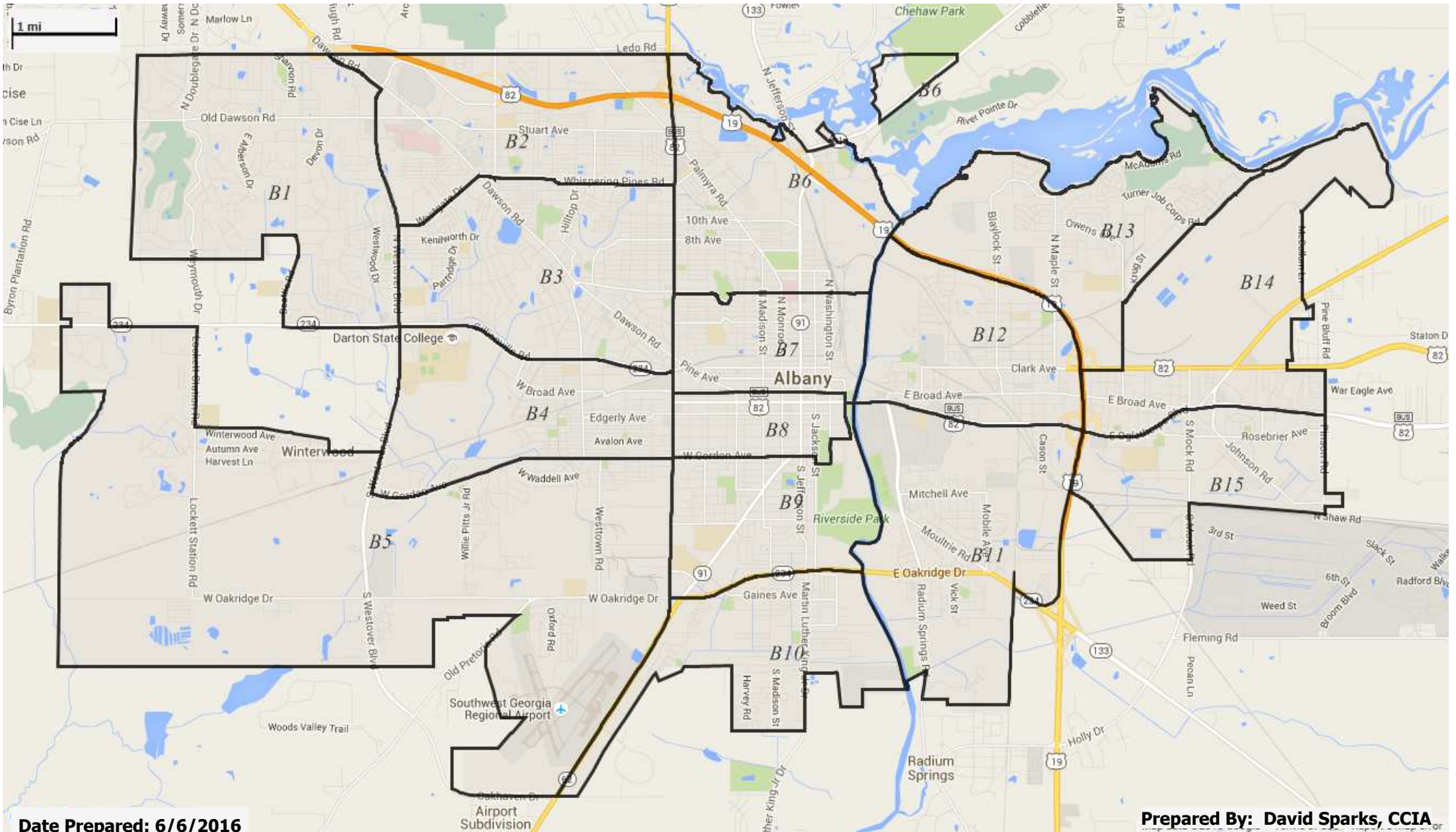
Albany Police Department

Incidents		
Day	Mar 2019	Feb 2019
Sunday	152	150
Monday	150	178
Tuesday	182	157
Wednesday	149	185
Thursday	146	158
Friday	202	162
Saturday	173	136





Albany Police Department Beats



Date Prepared: 6/6/2016

Prepared By: David Sparks, CCIA