



Police Department

October 2018 Crime Data

November 2, 2018

Prepared by:
David Sparks, CCIA

*Numbers in this report may be updated from month to month as records updates occur.
The information contained in this report is primarily raw data until calendar year reporting.*

Distribution:

City Manager
Assistant City Managers
Chief of Police
Assistant Chief of Police
Major – Criminal Investigations
Major – Uniform
Major – Support Services
Investigations Captain
Uniform Captains

Professional Standards Lieutenant
Special Operations
Gang Unit
Accreditation Manager
Family Protection
Records Supervisor
Planning & Research
Training Supervisor

Monthly Part I Crimes

Albany Police Department

Part I Crimes Committed During the Month of October 2018 with Comparisons of October 2017 & 2016												
Actual Offenses	2018 Month to Month		2017 Month to Month		+/- Change		2018 Month to Month		2016 Month to Month		+/- Change	
	Offenses Committed	October 2018	October 2017	#	%	October 2018	October 2016	#	%			
Murder	2	5	-3	-60.00	2	2	0	0.00				
Rape	3	1	2	200.00	3	2	1	50.00				
Robbery	6	10	-4	-40.00	6	16	-10	-62.50				
Aggravated Assault	59	42	17	40.48	59	66	-7	-10.61				
Violent Crime Total	70	58	12	20.69	70	86	-16	-18.60				
Burglary	86	79	7	8.86	86	54	32	59.26				
Larceny	203	325	-122	-37.54	203	212	-9	-4.25				
Auto Theft	39	13	26	200.00	39	13	26	200.00				
Arson	1	2	-1	-50.00	1	0	1	*NC				
Property Crime Total	329	419	-90	-21.48	329	279	50	17.92				
Crime Trend Total	399	477	-78	-16.35	399	365	34	9.32				

Part I Case Clearances During the Month of October 2018 with Comparisons of October 2017 & 2016									
Offenses Cleared	2018			2017			2016		
	October # Cleared	October # Cleared	October # Cleared	October # Cleared	October # Cleared	October # Cleared	October % Cleared	October % Cleared	October % Cleared
Murder	0	6	2	0	0	0	0.00%	120.00%	100.00%
Rape	0	0	0	0	0	0	0.00%	0.00%	0.00%
Robbery	0	4	9	0	4	9	0.00%	40.00%	56.25%
Aggravated Assault	33	23	20	33	23	20	55.93%	54.76%	30.30%
Violent Crime Cleared	33	33	31	33	33	31	47.14%	56.90%	36.05%
Burglary	7	11	9	7	11	9	8.14%	13.92%	16.67%
Larceny	20	81	35	20	81	35	9.85%	24.92%	16.51%
Auto Theft	5	6	1	5	6	1	12.82%	46.15%	7.69%
Arson	0	0	0	0	0	0	0.00%	0.00%	*NC
Property Crime Cleared	32	98	45	32	98	45	9.73%	23.39%	16.13%
Clearance Total	65	131	76	65	131	76	16.29%	27.46%	20.82%

* The Crime Trend and Clearance Totals do not include percentages for numbers not divisible by 0.

Year to Date Part I Crimes

Albany Police Department

Part I Crimes Committed Year-to-date as of October 2018 with Comparisons of October 2017 & 2016												
Actual Offenses	2018 Year to Date		2017 Year to Date		+/- Change		2018 Year to Date		2016 Year to Date		+/- Change	
	October 2018	October 2017	#	%	October 2018	October 2016	#	%				
Offenses Committed												
Murder	12	21	-9	-42.86	12	13	-1	-7.69				
Rape	23	21	2	9.52	23	18	5	27.78				
Robbery	93	125	-32	-25.60	93	174	-81	-46.55				
Aggravated Assault	544	550	-6	-1.09	544	543	1	0.18				
Violent Crime Total	672	717	-45	-6.28	672	748	-76	-10.16				
Burglary	602	742	-140	-18.87	602	738	-136	-18.43				
Larceny	2204	2508	-304	-12.12	2204	2132	72	3.38				
Auto Theft	193	130	63	48.46	193	123	70	56.91				
Arson	18	20	-2	-10.00	18	18	0	0.00				
Property Crime Total	3017	3400	-383	-11.26	3017	3011	6	0.20				
Crime Trend Total	3689	4117	-428	-10.40	3689	3759	-70	-1.86				

Part I Case Clearances Year-to-date as of October 2018 with Comparisons of October 2017 & 2016									
Offenses Cleared	2018 YTD			2017 YTD			2016 YTD		
	# Cleared	# Cleared	# Cleared	% Cleared	% Cleared	% Cleared	% Cleared	% Cleared	
Murder	8	19	12	66.67%	90.48%	92.31%			
Rape	5	17	11	21.74%	80.95%	61.11%			
Robbery	28	46	61	30.11%	36.80%	35.06%			
Aggravated Assault	199	204	199	36.58%	37.09%	36.65%			
Violent Crime Cleared	240	286	283	35.71%	39.89%	37.83%			
Burglary	91	111	147	15.12%	14.96%	19.92%			
Larceny	404	497	440	18.33%	19.82%	20.64%			
Auto Theft	44	46	40	22.80%	35.38%	32.52%			
Arson	4	1	2	22.22%	5.00%	11.11%			
Property Crime Cleared	543	655	629	18.00%	19.26%	20.89%			
Clearance Total	783	941	912	21.23%	22.86%	24.26%			

* The Crime Trend and Clearance Totals do not include percentages for numbers not divisible by 0.

Monthly Part II Crimes and Ordinance Violations

Albany Police Department

Part II Crime Comparison of October 2018 with Previous Year/Month								
Part II Crimes	Oct 2018	Oct 2017	+/- #	Change %	Oct 2018	Sep 2018	+/- #	Change %
Other Assaults	45	40	5	12.50	45	32	13	40.63
Forgery & Counterfeiting	6	14	-8	-57.14	6	7	-1	-14.29
Fraud	13	16	-3	-18.75	13	16	-3	-18.75
Embezzlement	3	6	-3	-50.00	3	3	0	0.00
Stolen Property: Buying, Receiving	8	12	-4	-33.33	8	8	0	0.00
Vandalism	176	200	-24	-12.00	176	123	53	43.09
Weapons: Carrying, Possessing	4	3	1	33.33	4	3	1	33.33
Prostitution	0	0	0	*NC	0	0	0	*NC
Sex Offenses	6	7	-1	-14.29	6	3	3	100.00
Drug Abuse Violations	7	31	-24	-77.42	7	17	-10	-58.82
Gambling	0	0	0	*NC	0	0	0	*NC
Offenses Against Family & Children	97	62	35	56.45	97	92	5	5.43
Driving Under the Influence	7	8	-1	-12.50	7	3	4	133.33
Liquor Laws	0	7	-7	-100.00	0	0	0	*NC
Drunkenness	1	1	0	0.00	1	0	1	*NC
Disorderly Conduct	97	108	-11	-10.19	97	105	-8	-7.62
Vagrancy	3	6	-3	-50.00	3	9	-6	-66.67
All Other Offenses	2	4	-2	-50.00	2	3	-1	-33.33
Suspicion	0	0	0	*NC	0	0	0	*NC
Curfew and Loitering (under 18)	2	0	2	*NC	2	0	2	*NC
Runaways (under 18)	2	2	0	0.00	2	6	-4	-66.67
					0			
Total Part II Crime	479	527	-48	-9.11	479	430	49	11.40

Local Ordinance Violation Comparison of October 2018 with Previous Year/Month								
Local Ordinance	Oct 2018	Oct 2017	+/- #	Change %	Oct 2018	Sep 2018	+/- #	Change %
Truancy	1	1	0	0.00	1	1	0	0.00
Saggy Pants	2	2	0	0.00	2	5	-3	-60.00
Panhandling	1	3	-2	-66.67	1	1	0	0.00
Noise	1	0	1	*NC	1	0	1	*NC
Animal Control	6	8	-2	-25.00	6	9	-3	-33.33
All Other	65	26	39	150.00	65	88	-23	-26.14
Missing Persons	12	17	-5	-29.41	12	17	-5	-29.41
Local Ordinance	88	57	31	54.39	88	121	-33	-27.27

** The Crime Trend and Clearance Totals do not include percentages for numbers not able to be divided by 0.

Year to Date Part II Crime and Ordinance Violations Albany Police Department

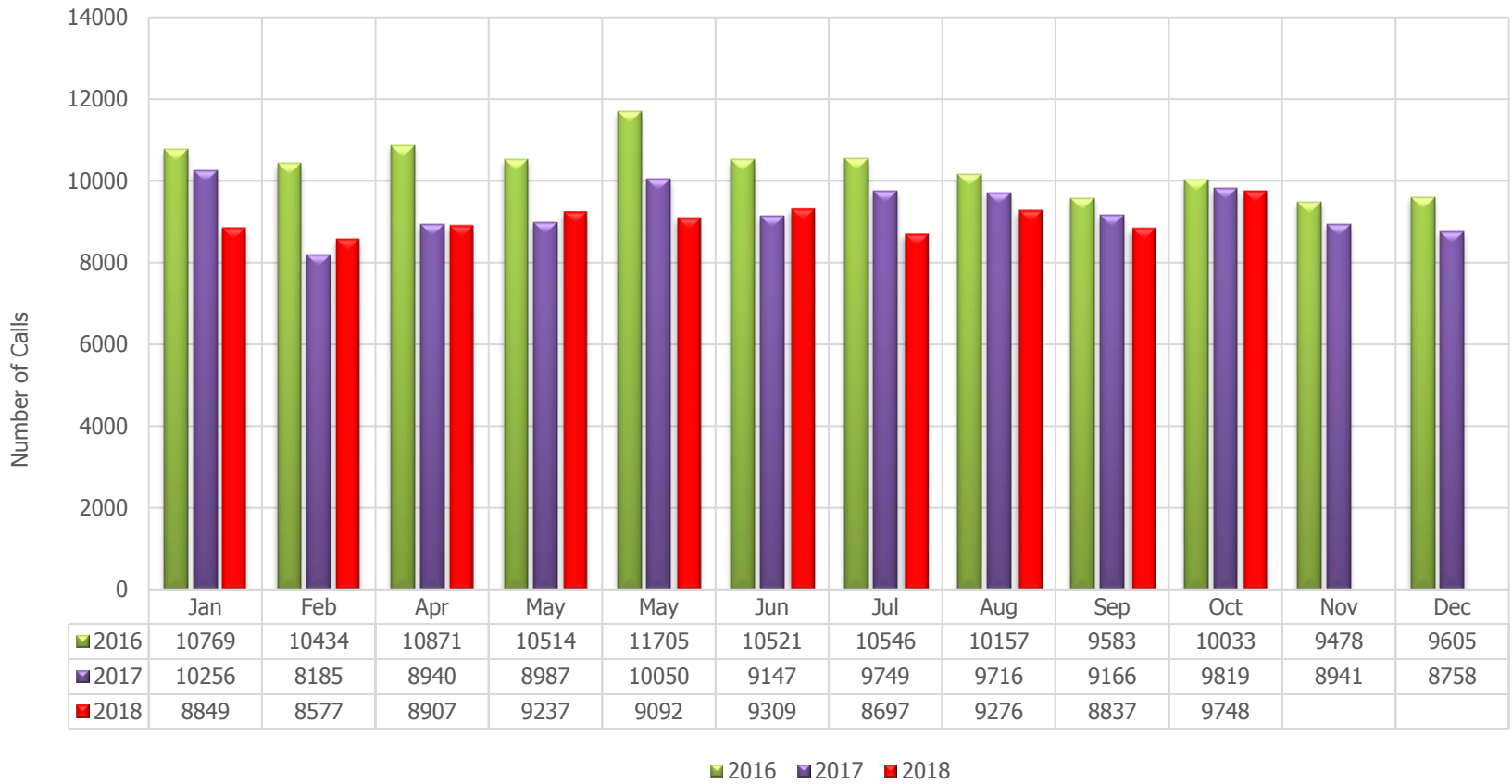
Part II Crime 2018 Year to Date Vs. 2017 & 2016 Year to Date								
Part II Crimes	YTD 2018	YTD 2017	+/- #	Change %	YTD 2018	YTD 2016	+/- #	Change %
Other Assaults	365	373	-8	-2.14	365	287	78	27.18
Forgery & Counterfeiting	111	132	-21	-15.91	111	128	-17	-13.28
Fraud	188	206	-18	-8.74	188	219	-31	-14.16
Embezzlement	46	42	4	9.52	46	18	28	155.56
Stolen Property: Buying, Receiving	85	71	14	19.72	85	150	-65	-43.33
Vandalism	1431	1462	-31	-2.12	1431	1387	44	3.17
Weapons: Carrying, Possessing	45	51	-6	-11.76	45	46	-1	-2.17
Prostitution	1	0	1	*NC	1	0	1	*NC
Sex Offenses	62	49	13	26.53	62	53	9	16.98
Drug Abuse Violations	210	226	-16	-7.08	210	332	-122	-36.75
Gambling	0	0	0	*NC	0	0	0	*NC
Offenses Against Family & Children	907	846	61	7.21	907	678	229	33.78
Driving Under the Influence	67	76	-9	-11.84	67	77	-10	-12.99
Liquor Laws	59	65	-6	-9.23	59	86	-27	-31.40
Drunkenness	4	2	2	100.00	4	2	2	100.00
Disorderly Conduct	1074	1064	10	0.94	1074	1153	-79	-6.85
Vagrancy	38	27	11	40.74	38	22	16	72.73
All Other Offenses	25	30	-5	-16.67	25	127	-102	-80.31
Suspicion	0	0	0	*NC	0	0	0	*NC
Curfew and Loitering (under 18)	5	7	-2	-28.57	5	5	0	0.00
Runaways (under 18)	38	30	8	26.67	38	32	6	18.75
Total Part II Crime	4761	4759	2	0.04	4761	4802	-41	-0.85

Local Ordinance Violations 2018 Year to Date Vs. 2017 & 2016 Year to Date								
Part II Crimes	YTD 2018	YTD 2017	+/- #	Change %	YTD 2018	YTD 2016	+/- #	Change %
Truancy	3	4	-1	-25.00	3	7	-4	-57.14
Saggy Pants	65	38	27	71.05	65	82	-17	-20.73
Panhandling	36	11	25	227.27	36	33	3	9.09
Noise	3	0	3	*NC	3	4	-1	-25.00
Animal Control	119	177	-58	-32.77	119	144	-25	-17.36
All Other	544	437	107	24.49	544	340	204	60.00
Missing Persons	146	154	-8	-5.19	146	187	-41	-21.93
Total Part II Crime	916	821	95	11.57	916	797	119	14.93

** The Crime Trend and Clearance Totals do not include percentages for numbers not able to be divided by 0.

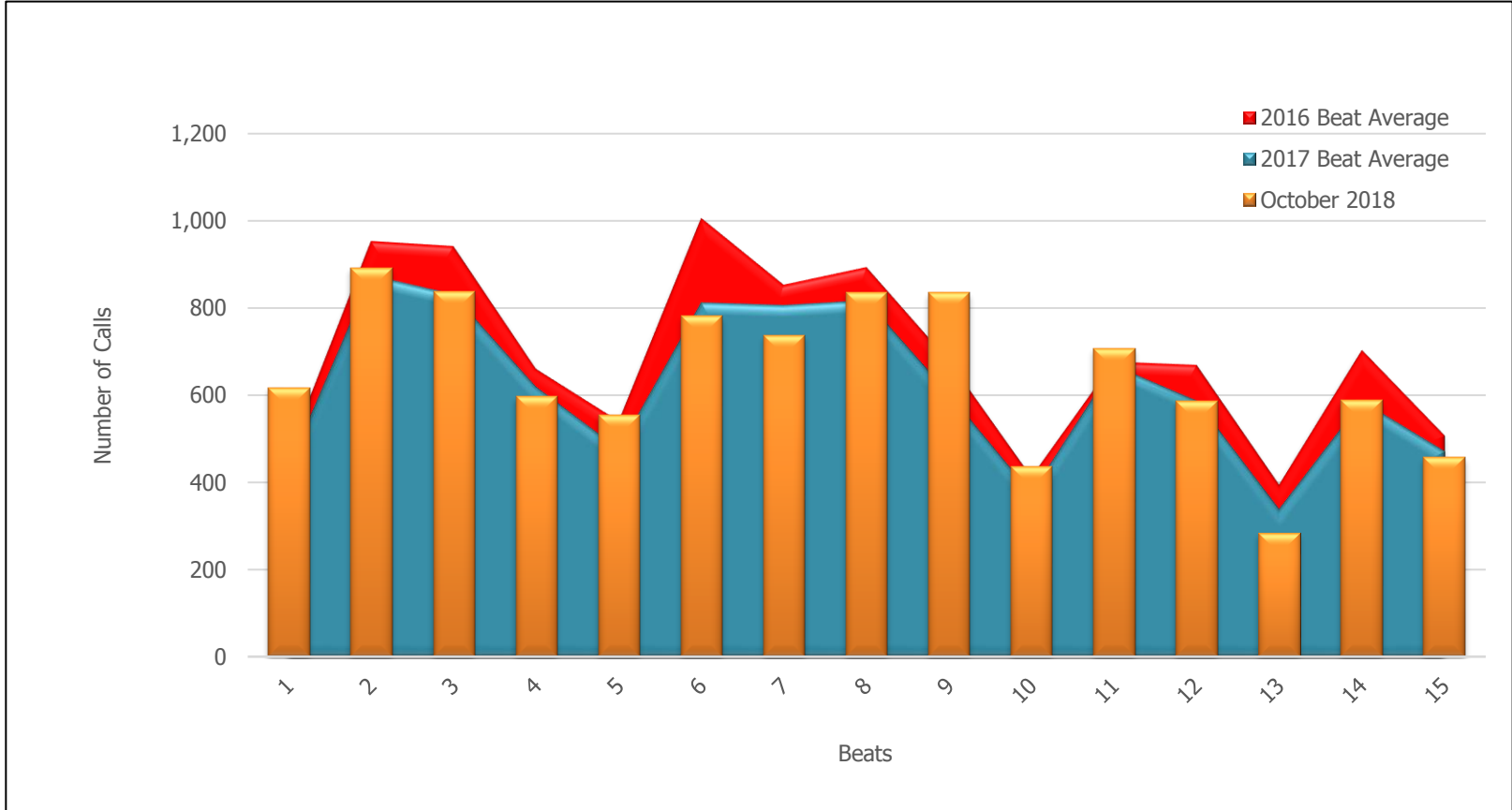
Calls for Service by Month

Albany Police Department



Calls for Service by Beat

Albany Police Department

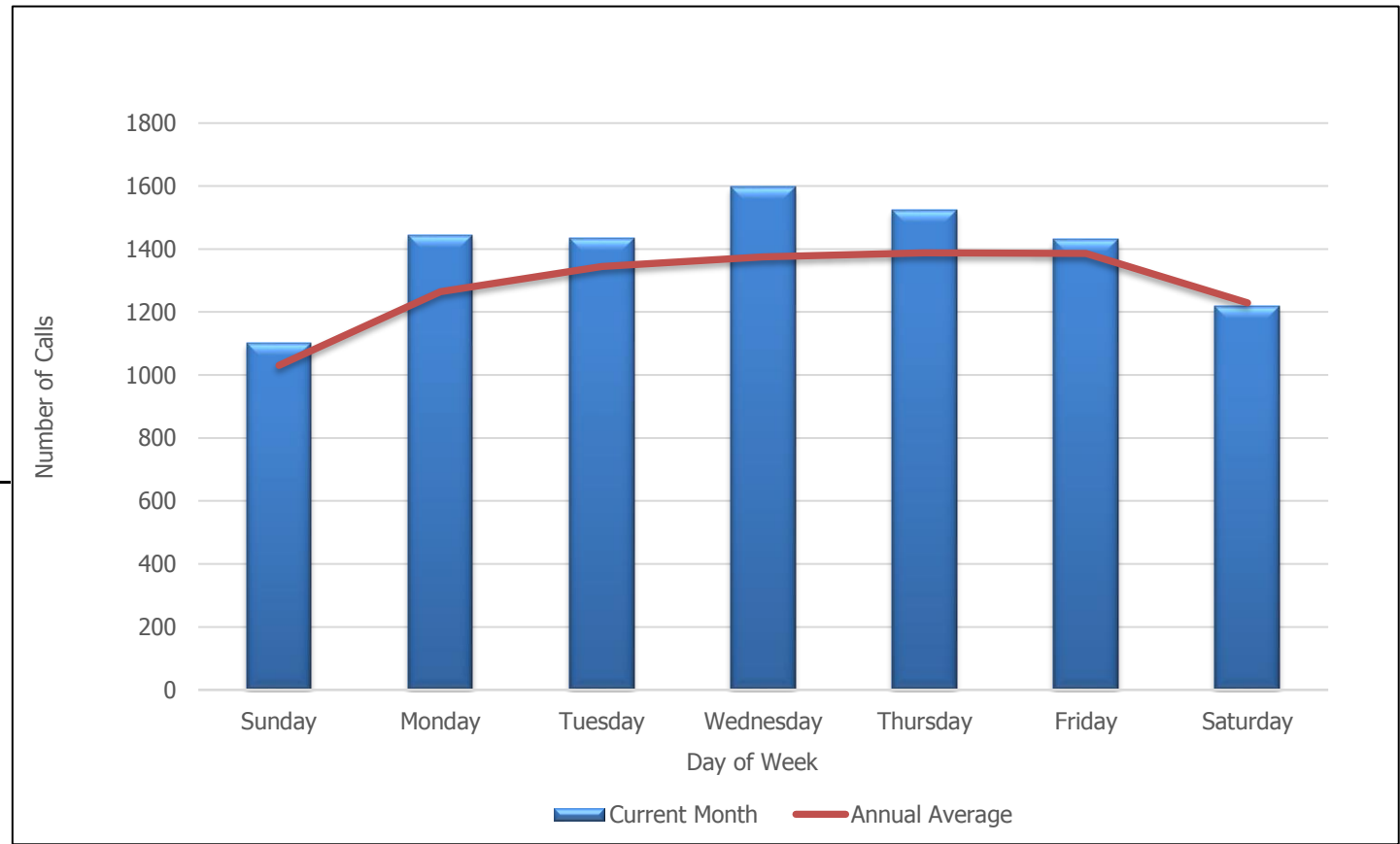


Beats	1	2	3	4	5	6	7	8	9	10	11	12	13	14	15
October 2018	617	892	839	597	555	781	738	837	835	435	707	586	284	588	457
2016 Beat Average	468	953	941	660	540	1005	852	893	678	412	676	669	394	703	507
2017 Beat Average	436	876	832	619	477	813	807	818	604	375	669	587	339	587	472

Monthly Calls for Service by Day of Week

Albany Police Department

Calls For Service	
Day	Oct 2018
Sunday	1101
Monday	1444
Tuesday	1433
Wednesday	1597
Thursday	1523
Friday	1432
Saturday	1218
	<hr/>
	9748

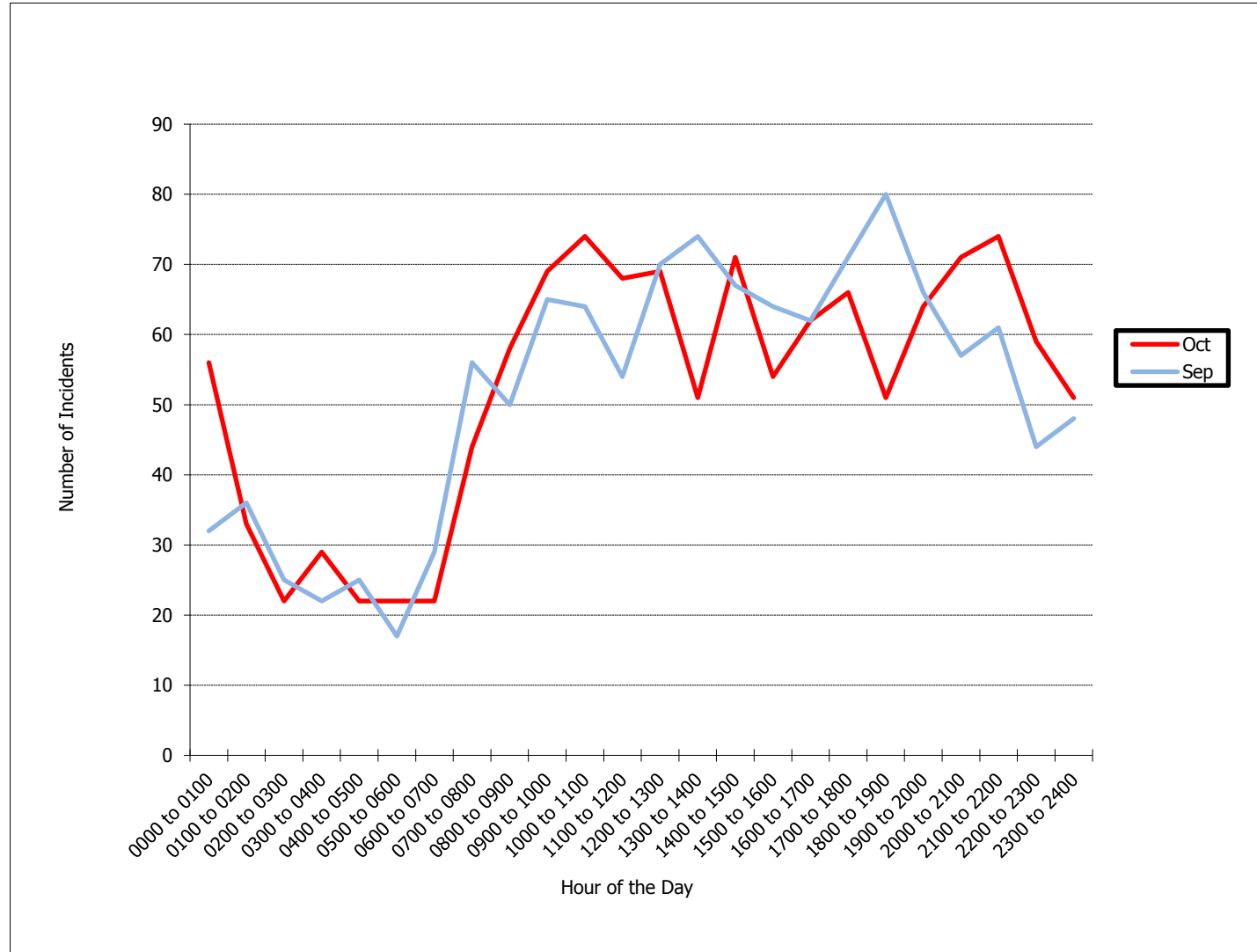


Incidents by Hour

Albany Police Department

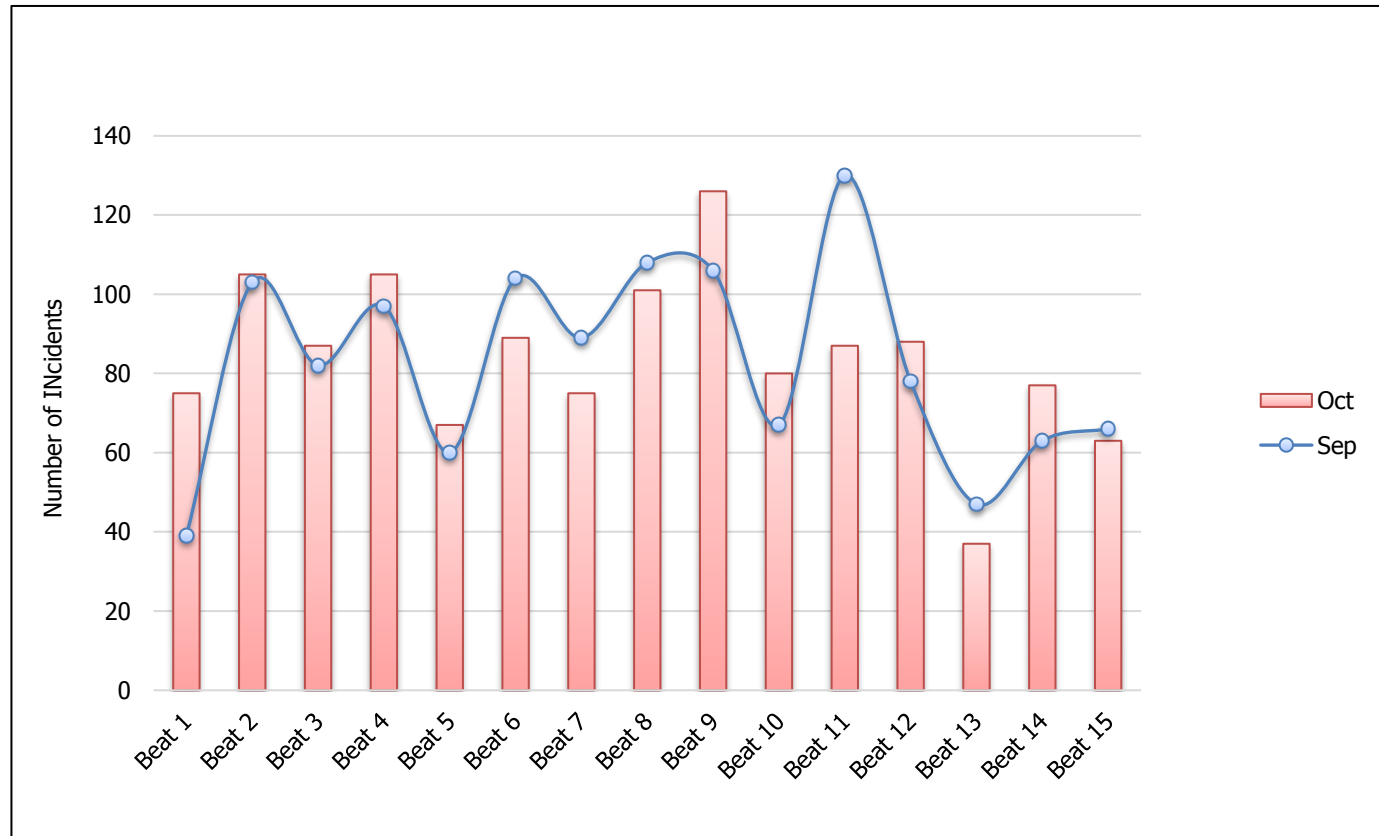
Incident Times by Month

Hour of Day	Oct 2018	Sep 2018
0000 to 0100	56	32
0100 to 0200	33	36
0200 to 0300	22	25
0300 to 0400	29	22
0400 to 0500	22	25
0500 to 0600	22	17
0600 to 0700	22	29
0700 to 0800	44	56
0800 to 0900	58	50
0900 to 1000	69	65
1000 to 1100	74	64
1100 to 1200	68	54
1200 to 1300	69	70
1300 to 1400	51	74
1400 to 1500	71	67
1500 to 1600	54	64
1600 to 1700	62	62
1700 to 1800	66	71
1800 to 1900	51	80
1900 to 2000	64	66
2000 to 2100	71	57
2100 to 2200	74	61
2200 to 2300	59	44
2300 to 2400	51	48



Current and Previous Months Comparison of Incidents by Beat Albany Police Department

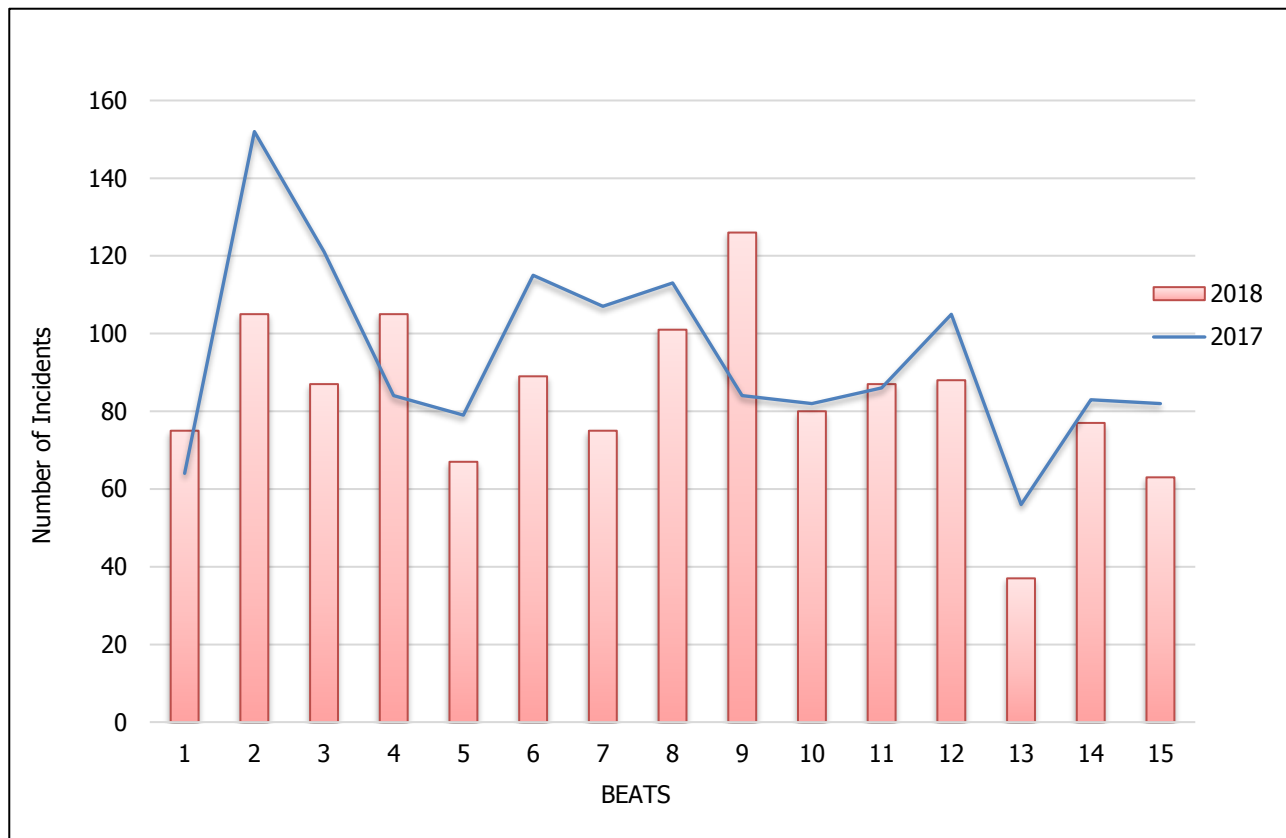
Incidents		
Beat	Oct 2018	Sep 2018
Beat 1	75	39
Beat 2	105	103
Beat 3	87	82
Beat 4	105	97
Beat 5	67	60
Beat 6	89	104
Beat 7	75	89
Beat 8	101	108
Beat 9	126	106
Beat 10	80	67
Beat 11	87	130
Beat 12	88	78
Beat 13	37	47
Beat 14	77	63
Beat 15	63	66



Current and Previous Year Comparison of Incidents by Beat

Albany Police Department

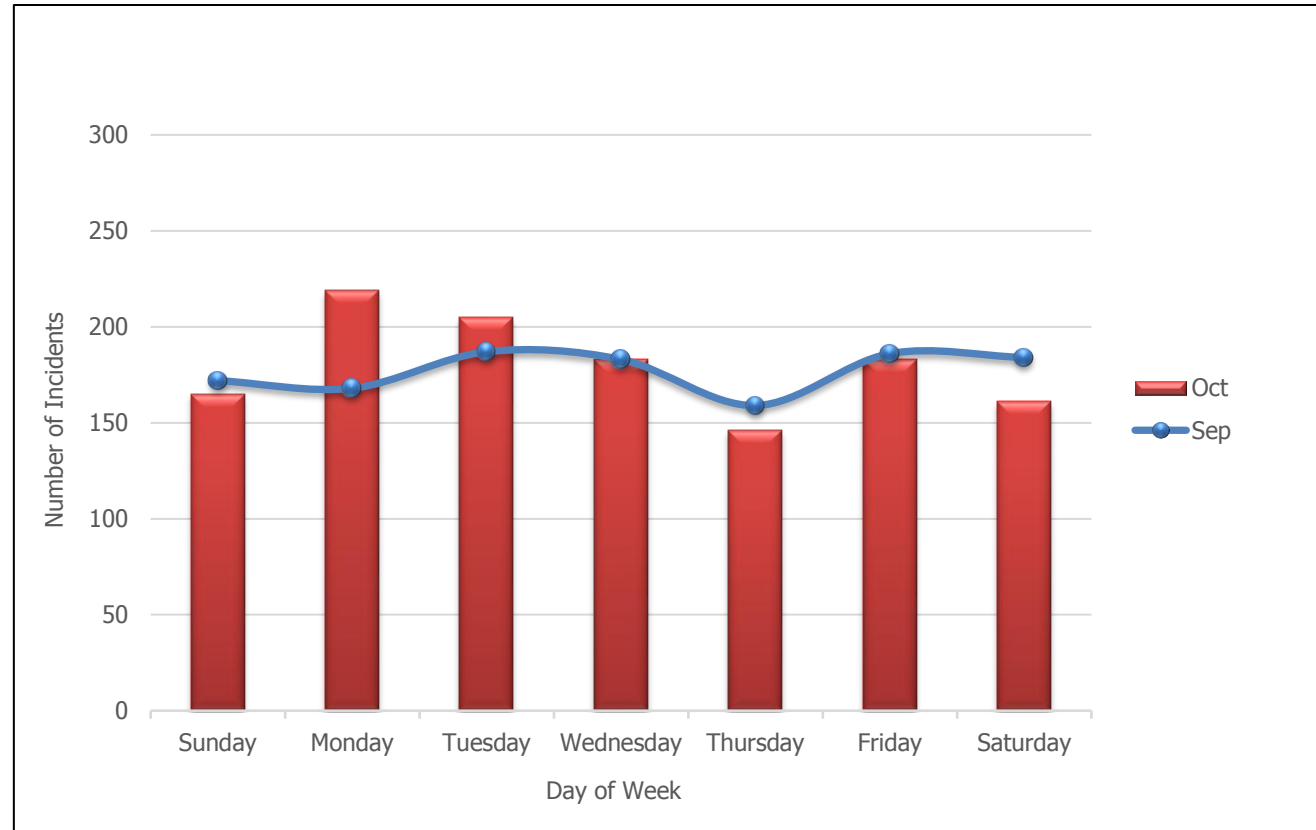
Incidents		
Beat	Oct 2018	Oct 2017
Beat 1	75	64
Beat 2	105	152
Beat 3	87	121
Beat 4	105	84
Beat 5	67	79
Beat 6	89	115
Beat 7	75	107
Beat 8	101	113
Beat 9	126	84
Beat 10	80	82
Beat 11	87	86
Beat 12	88	105
Beat 13	37	56
Beat 14	77	83
Beat 15	63	82



Current and Previous Month Comparison of Incidents by Day of Week

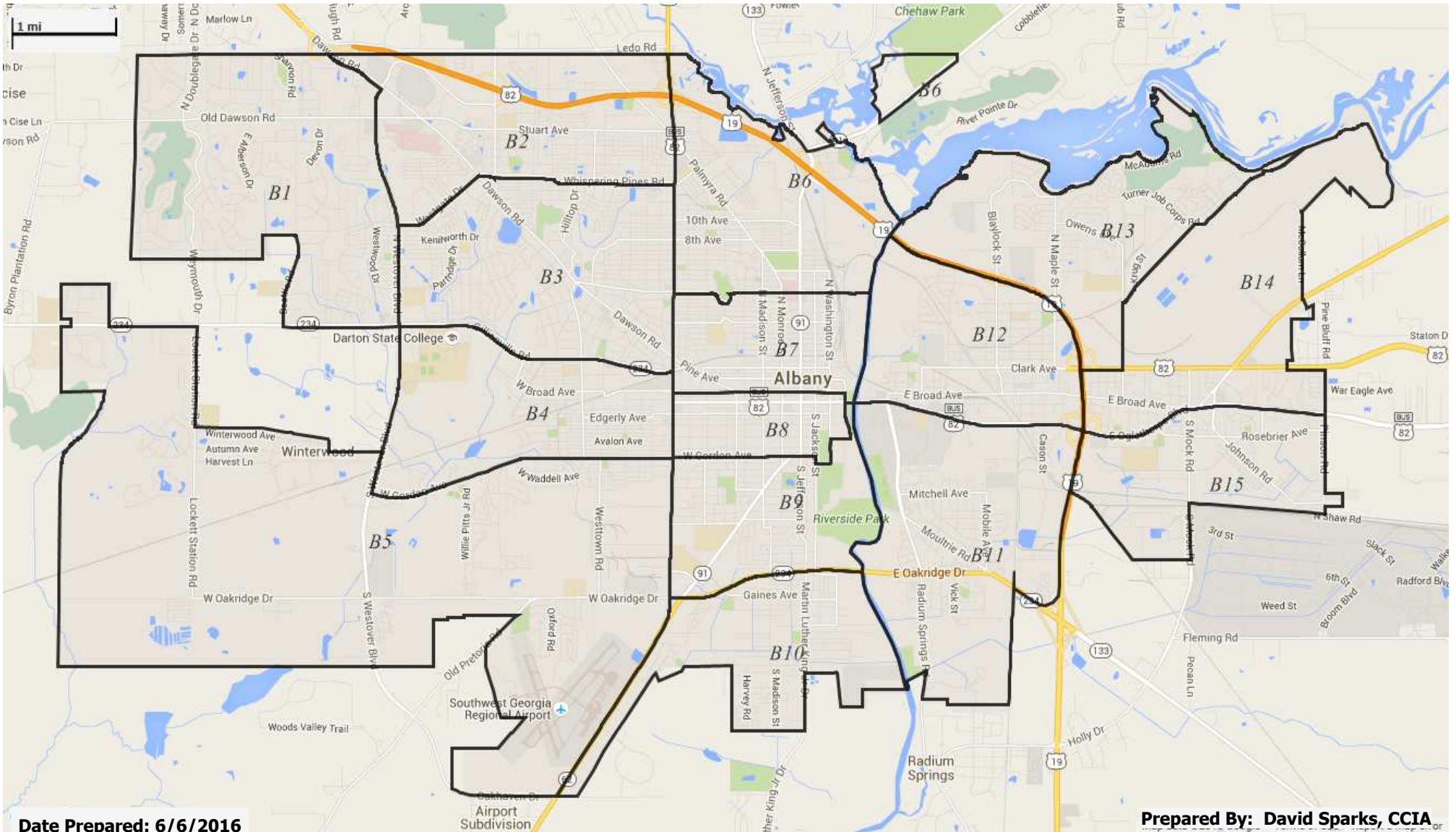
Albany Police Department

Incidents		
Day	Oct 2018	Sep 2018
Sunday	165	172
Monday	219	168
Tuesday	205	187
Wednesday	183	183
Thursday	146	159
Friday	183	186
Saturday	161	184





Albany Police Department Beats



Date Prepared: 6/6/2016

Prepared By: David Sparks, CCIA