



Police Department

June 2018 Crime Data

July 6, 2018

Prepared by:
David Sparks, CCIA

*Numbers in this report may be updated from month to month as records updates occur.
The information contained in this report is primarily raw data until calendar year reporting.*

Distribution:

City Manager
Assistant City Managers
Chief of Police
Assistant Chief of Police
Major – Criminal Investigations
Major – Uniform
Major – Support Services
Investigations Captain
Uniform Captains

Professional Standards Lieutenant
Special Operations
Gang Unit
Accreditation Manager
Family Protection
Records Supervisor
Planning & Research
Training Supervisor

Monthly Part I Crimes

Albany Police Department

Part I Crimes Committed During the Month of June 2018 with Comparisons of June 2017 & 2016										
Actual Offenses	2018 Month to Month		2017 Month to Month		+/- Change		2016 Month to Month		+/- Change	
	June 2018	June 2017	#	%	June 2018	June 2016	#	%		
Offenses Committed										
Murder	1	4	-3	-75.00	1	1	0	0.00		
Rape	2	3	-1	-33.33	2	1	1	100.00		
Robbery	12	15	-3	-20.00	12	15	-3	-20.00		
Aggravated Assault	73	87	-14	-16.09	73	42	31	73.81		
Violent Crime Total	88	109	-21	-19.27	88	59	29	49.15		
Burglary	72	83	-11	-13.25	72	85	-13	-15.29		
Larceny	257	289	-32	-11.07	257	235	22	9.36		
Auto Theft	18	19	-1	-5.26	18	9	9	100.00		
Arson	1	3	-2	-66.67	1	4	-3	-75.00		
Property Crime Total	348	394	-46	-11.68	348	333	15	4.50		
Crime Trend Total	436	503	-67	-13.32	436	392	44	11.22		

Part I Case Clearances During the Month of June 2018 with Comparisons of June 2017 & 2016									
Offenses Cleared	2018			2017			2016		
	June # Cleared	June # Cleared	June # Cleared	June % Cleared	June % Cleared	June % Cleared	June # Cleared	June % Cleared	June % Cleared
Murder	0	3	1	0.00%	75.00%	100.00%			
Rape	0	3	1	0.00%	100.00%	100.00%			
Robbery	1	5	4	8.33%	33.33%	26.67%			
Aggravated Assault	24	22	23	32.88%	25.29%	54.76%			
Violent Crime Cleared	25	33	29	28.41%	30.28%	49.15%			
Burglary	11	5	17	15.28%	6.02%	20.00%			
Larceny	50	49	56	19.46%	16.96%	23.83%			
Auto Theft	7	6	2	38.89%	31.58%	22.22%			
Arson	0	0	0	0.00%	0.00%	0.00%			
Property Crime Cleared	68	60	75	19.54%	15.23%	22.52%			
Clearance Total	93	93	104	21.33%	18.49%	26.53%			

* The Crime Trend and Clearance Totals do not include percentages for numbers not divisible by 0.

Year to Date Part I Crimes

Albany Police Department

Part I Crimes Committed Year-to-date as of June 2018 with Comparisons of June 2017 & 2016

Actual Offenses	2018		2017		+/- Change		2018		2016		+/- Change	
	Year to Date		Year to Date				Year to Date		Year to Date			
Offenses Committed	June 2018	June 2017	#	%	June 2018	June 2016	#	%	June 2018	June 2016	#	%
Murder	7	11	-4	-36.36	7	7	0	0.00	7	7	0	0.00
Rape	11	12	-1	-8.33	11	11	0	0.00	11	11	0	0.00
Robbery	57	71	-14	-19.72	57	90	-33	-36.67	57	90	-33	-36.67
Aggravated Assault	347	322	25	7.76	347	287	60	20.91	347	287	60	20.91
Violent Crime Total	422	416	6	1.44	422	395	27	6.84	422	395	27	6.84
Burglary	346	429	-83	-19.35	346	476	-130	-27.31	346	476	-130	-27.31
Larceny	1309	1300	9	0.69	1309	1261	48	3.81	1309	1261	48	3.81
Auto Theft	90	63	27	42.86	90	72	18	25.00	90	72	18	25.00
Arson	12	8	4	50.00	12	13	-1	-7.69	12	13	-1	-7.69
Property Crime Total	1757	1800	-43	-2.39	1757	1822	-65	-3.57	1757	1822	-65	-3.57
Crime Trend Total	2179	2216	-37	-1.67	2179	2217	-38	-1.71	2179	2217	-38	-1.71

Part I Case Clearances Year-to-date as of June 2018 with Comparisons of June 2017 & 2016

Offenses Cleared	2018	2017	2016	2018	2017	2016
	YTD # Cleared	YTD # Cleared	YTD # Cleared	YTD % Cleared	YTD % Cleared	YTD % Cleared
Murder	6	13	8	85.71%	118.18%	114.29%
Rape	3	12	6	27.27%	100.00%	54.55%
Robbery	19	76	29	33.33%	107.04%	32.22%
Aggravated Assault	108	233	123	31.12%	72.36%	42.86%
Violent Crime Cleared	136	334	166	32.23%	80.29%	42.03%
Burglary	56	165	102	16.18%	38.46%	21.43%
Larceny	294	535	262	22.46%	41.15%	20.78%
Auto Theft	29	48	24	32.22%	76.19%	33.33%
Arson	1	4	0	8.33%	50.00%	0.00%
Property Crime Cleared	380	752	388	21.63%	41.78%	21.30%
Clearance Total	516	1086	554	23.68%	49.01%	24.99%

* The Crime Trend and Clearance Totals do not include percentages for numbers not divisible by 0.

Monthly Part II Crimes and Ordinance Violations

Albany Police Department

Part II Crime Comparison of June 2018 with Previous Year/Month								
Part II Crimes	June 2018	June 2017	+/- #	Change %	June 2018	May 2018	+/- #	Change %
Other Assaults	43	30	13	43.33	43	37	6	16.22
Forgery & Counterfeiting	18	11	7	63.64	18	17	1	5.88
Fraud	15	24	-9	-37.50	15	17	-2	-11.76
Embezzlement	8	3	5	166.67	8	6	2	33.33
Stolen Property: Buying, Receiving	4	3	1	33.33	4	9	-5	-55.56
Vandalism	150	139	11	7.91	150	143	7	4.90
Weapons: Carrying, Possessing	4	5	-1	-20.00	4	5	-1	-20.00
Prostitution	0	0	0	*NC	0	0	0	*NC
Sex Offenses	9	2	7	350.00	9	9	0	0.00
Drug Abuse Violations	30	16	14	87.50	30	18	12	66.67
Gambling	0	0	0	*NC	0	0	0	*NC
Offenses Against Family & Children	98	75	23	30.67	98	91	7	7.69
Driving Under the Influence	4	6	-2	-33.33	4	12	-8	-66.67
Liquor Laws	22	3	19	633.33	22	0	22	*NC
Drunkenness	0	0	0	*NC	0	2	-2	-100.00
Disorderly Conduct	91	108	-17	-15.74	91	126	-35	-27.78
Vagrancy	4	0	4	*NC	4	6	-2	-33.33
All Other Offenses	6	3	3	100.00	6	1	5	500.00
Suspicion	0	0	0	*NC	0	0	0	*NC
Curfew and Loitering (under 18)	1	1	0	0.00	1	0	1	*NC
Runaways (under 18)	5	5	0	0.00	5	4	1	25.00
					0			
Total Part II Crime	512	434	78	17.97	512	503	9	1.79

Local Ordinance Violation Comparison of June 2018 with Previous Year/Month								
Local Ordinance	June 2018	June 2017	+/- #	Change %	June 2018	May 2017	+/- #	Change %
Truancy	0	0	0	*NC	0	0	0	*NC
Saggy Pants	19	3	16	533.33	19	2	17	850.00
Panhandling	4	1	3	300.00	4	10	-6	-60.00
Noise	0	0	0	*NC	0	1	-1	-100.00
Animal Control	15	15	0	0.00	15	18	-3	-16.67
All Other	64	50	14	28.00	64	41	23	56.10
Missing Persons	8	9	-1	-11.11	8	19	-11	-57.89
Local Ordinance	110	78	32	41.03	110	91	19	20.88

** The Crime Trend and Clearance Totals do not include percentages for numbers not able to be divided by 0.

Year to Date Part II Crime and Ordinance Violations Albany Police Department

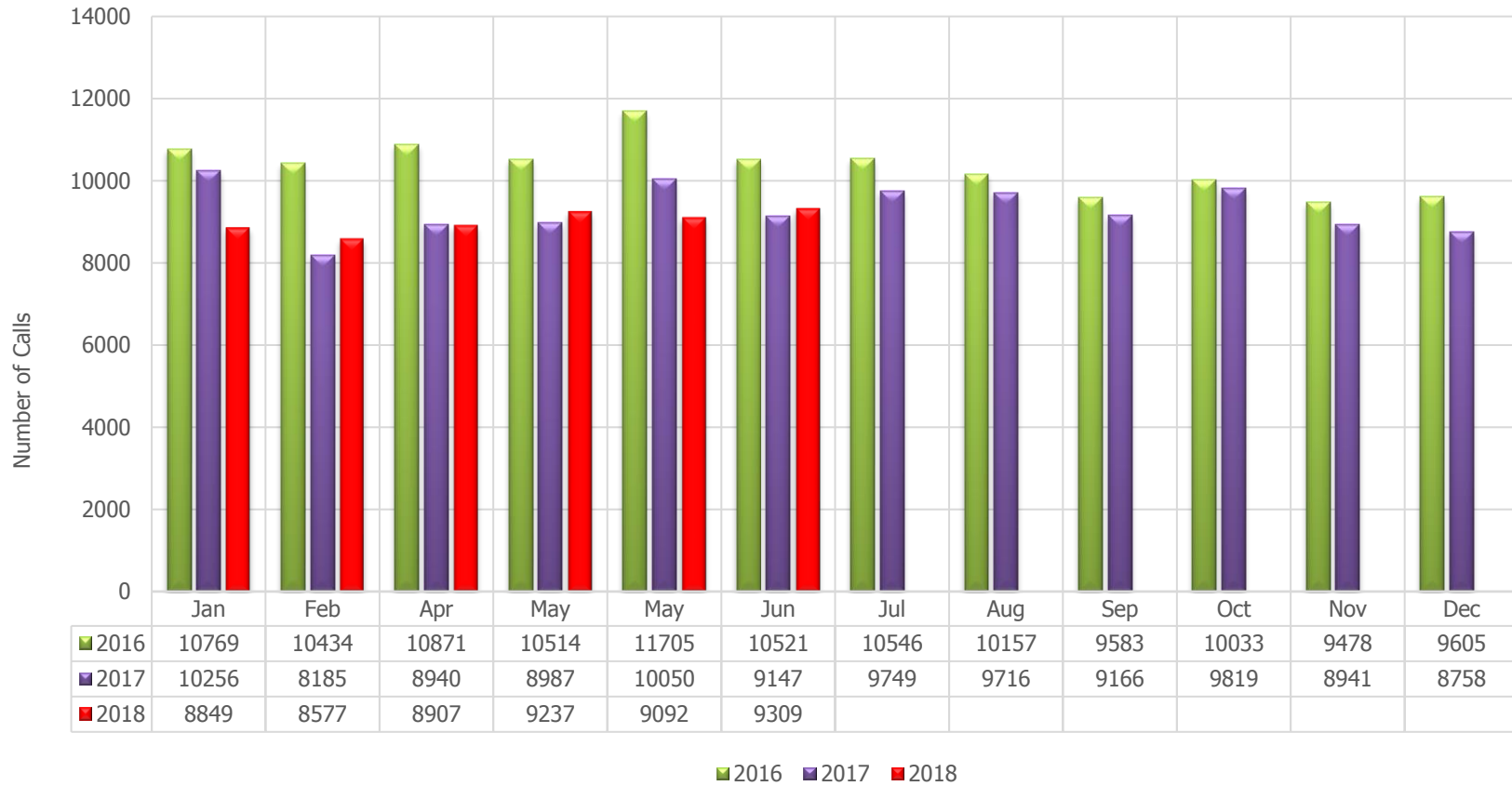
Part II Crime 2018 Year to Date Vs. 2017 & 2016 Year to Date									
Part II Crimes	YTD 2018	YTD 2017	+/- #	Change %		YTD 2018	YTD 2016	+/- #	Change %
Other Assaults	206	226	-20	-8.85		206	168	38	22.62
Forgery & Counterfeiting	74	65	9	13.85		74	71	3	4.23
Fraud	123	130	-7	-5.38		123	129	-6	-4.65
Embezzlement	28	23	5	21.74		28	3	25	833.33
Stolen Property: Buying, Receiving	54	40	14	35.00		54	116	-62	-53.45
Vandalism	834	750	84	11.20		834	848	-14	-1.65
Weapons: Carrying, Possessing	29	25	4	16.00		29	28	1	3.57
Prostitution	1	0	1	*NC		1	0	1	*NC
Sex Offenses	35	28	7	25.00		35	36	-1	-2.78
Drug Abuse Violations	156	109	47	43.12		156	236	-80	-33.90
Gambling	0	0	0	*NC		0	0	0	*NC
Offenses Against Family & Children	534	516	18	3.49		534	395	139	35.19
Driving Under the Influence	43	55	-12	-21.82		43	51	-8	-15.69
Liquor Laws	38	39	-1	-2.56		38	55	-17	-30.91
Drunkenness	3	1	2	200.00		3	1	2	200.00
Disorderly Conduct	646	615	31	5.04		646	697	-51	-7.32
Vagrancy	14	13	1	7.69		14	17	-3	-17.65
All Other Offenses	16	15	1	6.67		16	90	-74	-82.22
Suspicion	0	0	0	*NC		0	0	0	*NC
Curfew and Loitering (under 18)	2	3	-1	-33.33		2	5	-3	-60.00
Runaways (under 18)	24	17	7	41.18		24	15	9	60.00
Total Part II Crime	2860	2670	190	7.12		2860	2961	-101	-3.41

Local Ordinance Violations 2018 Year to Date Vs. 2017 & 2016 Year to Date									
Part II Crimes	YTD 2018	YTD 2017	+/- #	Change %		YTD 2018	YTD 2016	+/- #	Change %
Truancy	0	2	-2	-100.00		0	5	-5	-100.00
Saggy Pants	45	23	22	95.65		45	60	-15	-25.00
Panhandling	26	3	23	766.67		26	2	24	1200.00
Noise	2	0	2	*NC		2	2	0	0.00
Animal Control	77	115	-38	-33.04		77	79	-2	-2.53
All Other	267	271	-4	-1.48		267	225	42	18.67
Missing Persons	88	86	2	2.33		88	122	-34	-27.87
Total Part II Crime	505	500	5	1.00		505	495	10	2.02

** The Crime Trend and Clearance Totals do not include percentages for numbers not able to be divided by 0.

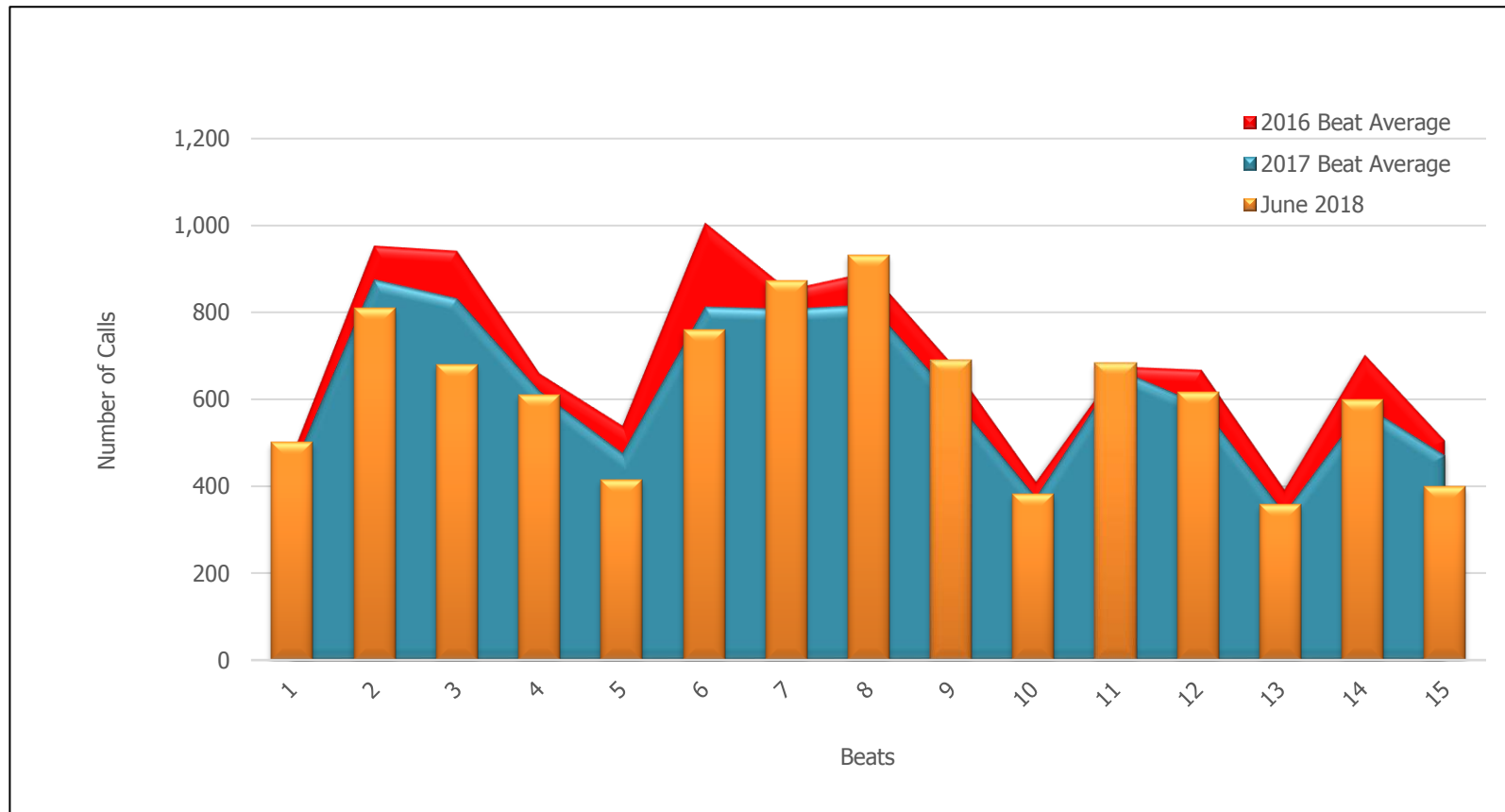
Calls for Service by Month

Albany Police Department



Calls for Service by Beat

Albany Police Department

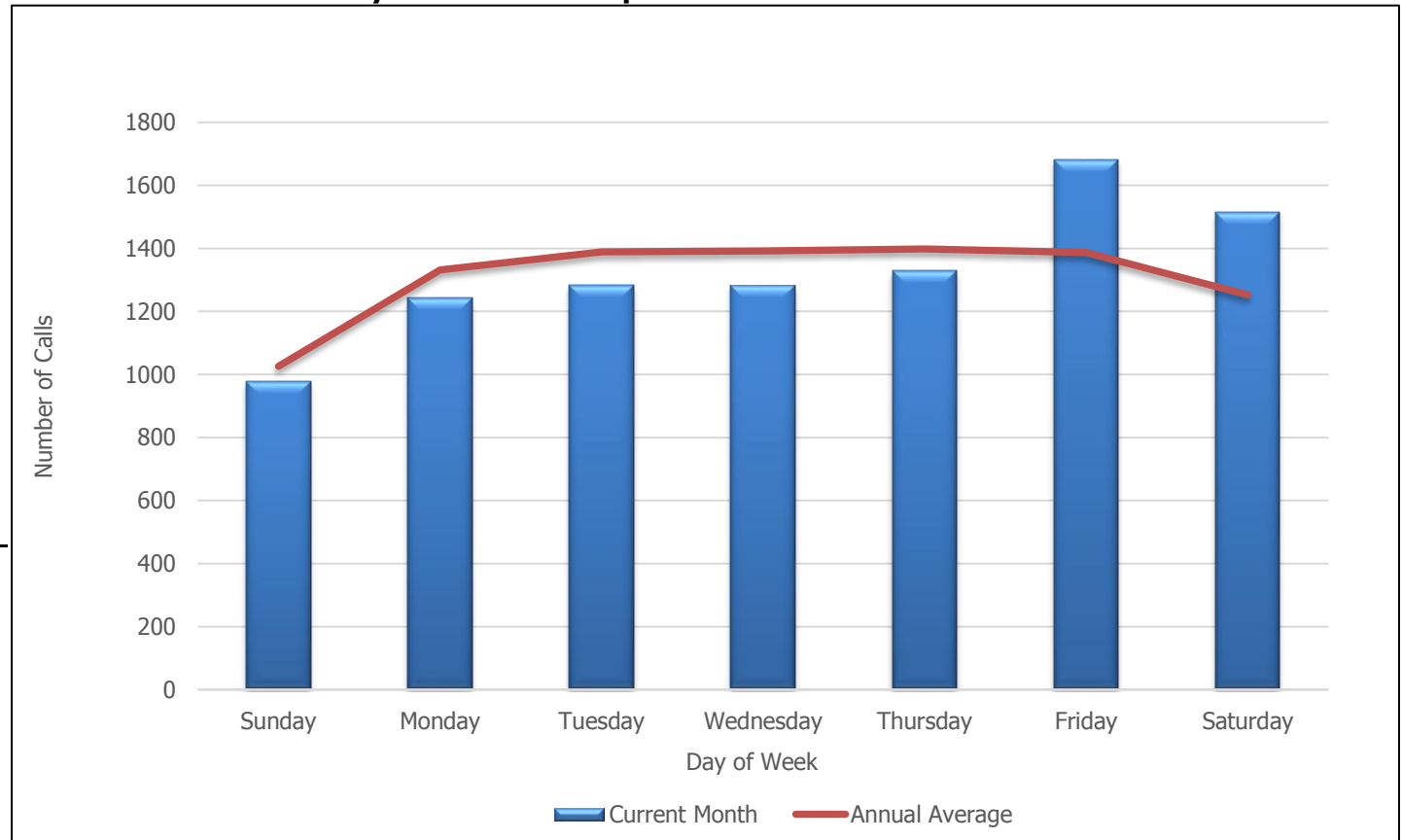


Beats	1	2	3	4	5	6	7	8	9	10	11	12	13	14	15
June 2018	501	810	680	611	415	760	873	933	690	382	683	616	357	599	399
2016 Beat Average	468	953	941	660	540	1005	852	893	678	412	676	669	394	703	507
2017 Beat Average	436	876	832	619	477	813	807	818	604	375	669	587	339	587	472

Monthly Calls for Service by Day of Week

Albany Police Department

Calls For Service	
Day	June 2018
Sunday	977
Monday	1242
Tuesday	1283
Wednesday	1282
Thursday	1329
Friday	1681
Saturday	1515
	<hr/>
	9309

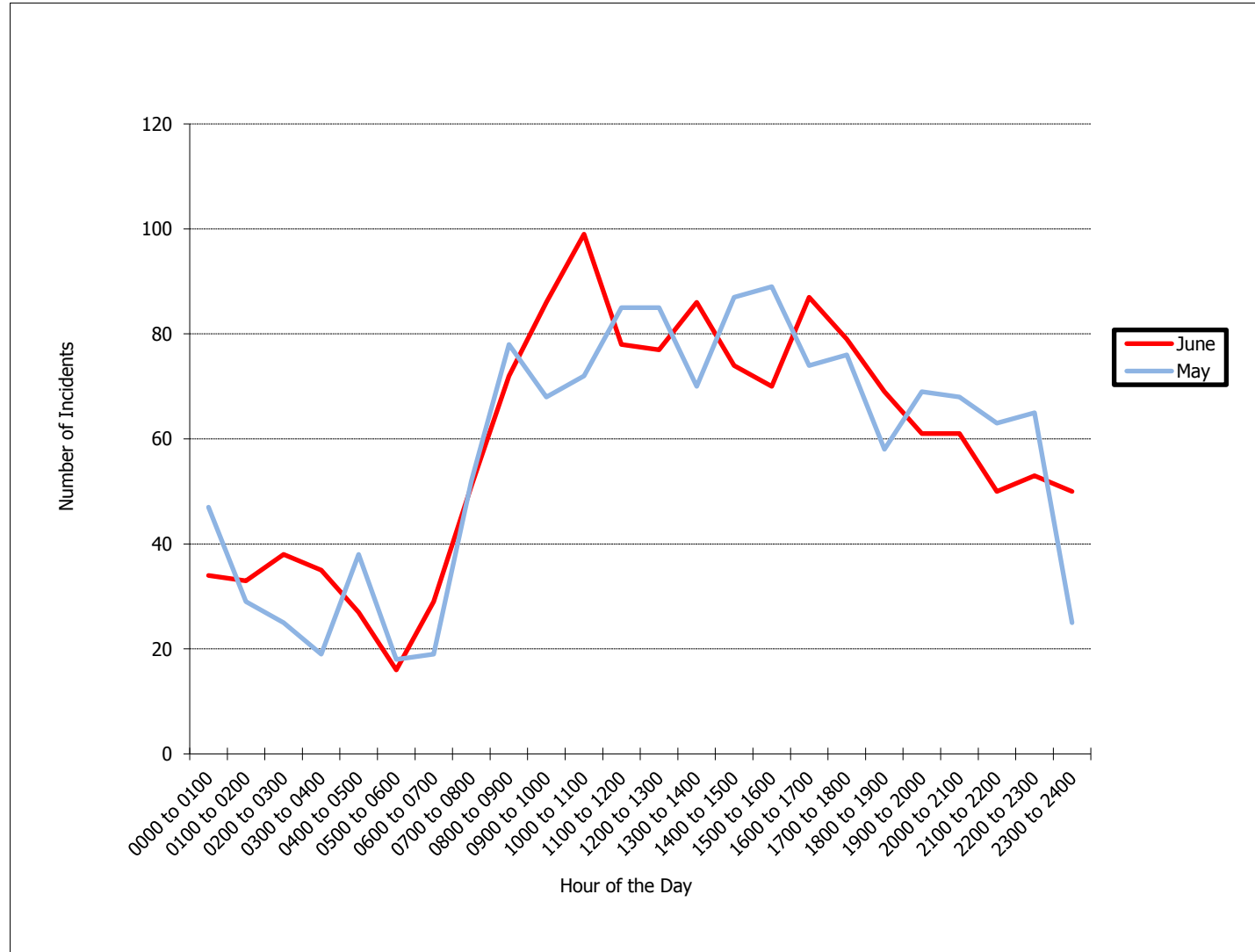


Incidents by Hour

Albany Police Department

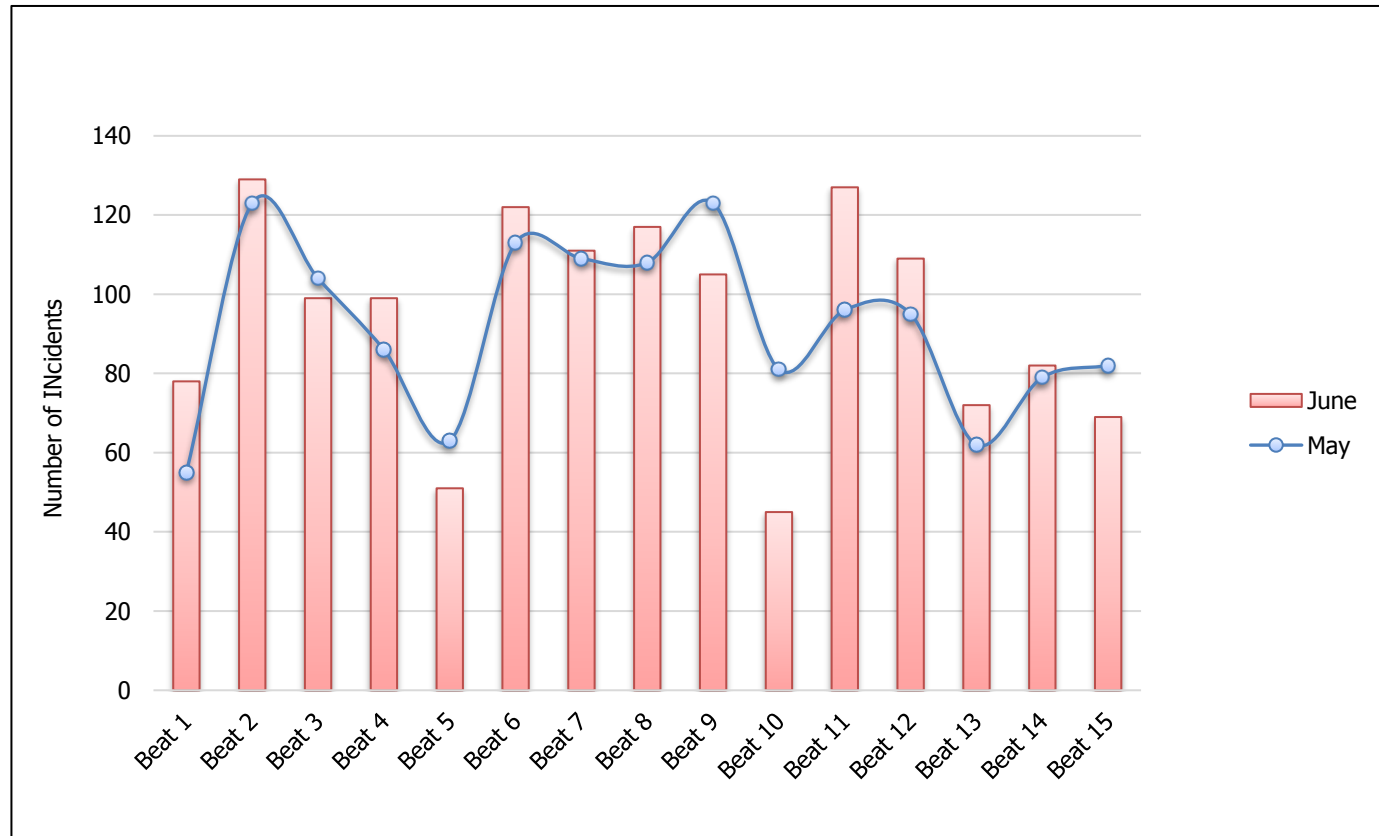
Incident Times by Month

Hour of Day	June 2018	May 2018
0000 to 0100	34	47
0100 to 0200	33	29
0200 to 0300	38	25
0300 to 0400	35	19
0400 to 0500	27	38
0500 to 0600	16	18
0600 to 0700	29	19
0700 to 0800	51	52
0800 to 0900	72	78
0900 to 1000	86	68
1000 to 1100	99	72
1100 to 1200	78	85
1200 to 1300	77	85
1300 to 1400	86	70
1400 to 1500	74	87
1500 to 1600	70	89
1600 to 1700	87	74
1700 to 1800	79	76
1800 to 1900	69	58
1900 to 2000	61	69
2000 to 2100	61	68
2100 to 2200	50	63
2200 to 2300	53	65
2300 to 2400	50	25



Current and Previous Months Comparison of Incidents by Beat Albany Police Department

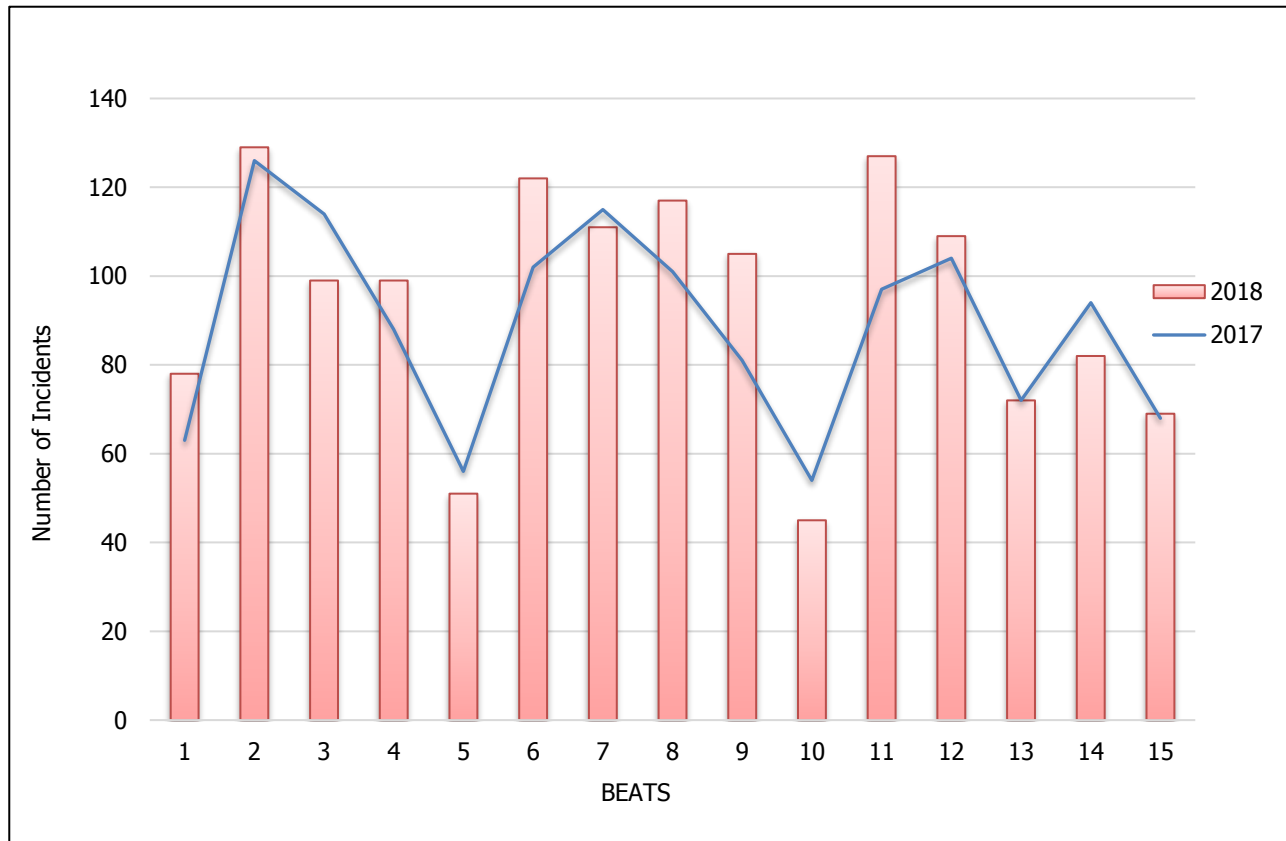
Incidents		
Beat	June 2018	May 2018
Beat 1	78	55
Beat 2	129	123
Beat 3	99	104
Beat 4	99	86
Beat 5	51	63
Beat 6	122	113
Beat 7	111	109
Beat 8	117	108
Beat 9	105	123
Beat 10	45	81
Beat 11	127	96
Beat 12	109	95
Beat 13	72	62
Beat 14	82	79
Beat 15	69	82



Current and Previous Year Comparison of Incidents by Beat

Albany Police Department

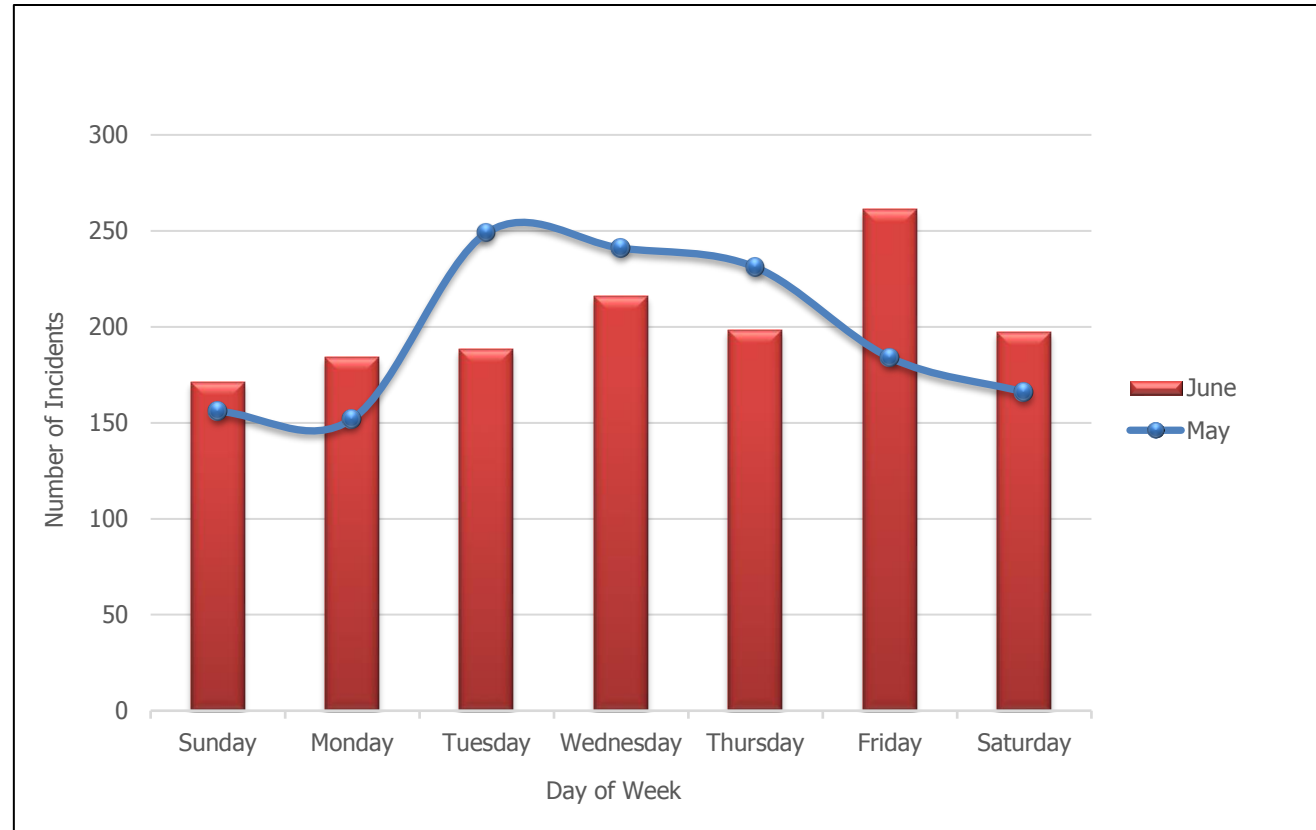
Incidents		
Beat	June 2018	June 2017
Beat 1	78	63
Beat 2	129	126
Beat 3	99	114
Beat 4	99	88
Beat 5	51	56
Beat 6	122	102
Beat 7	111	115
Beat 8	117	101
Beat 9	105	81
Beat 10	45	54
Beat 11	127	97
Beat 12	109	104
Beat 13	72	72
Beat 14	82	94
Beat 15	69	68



Current and Previous Month Comparison of Incidents by Day of Week

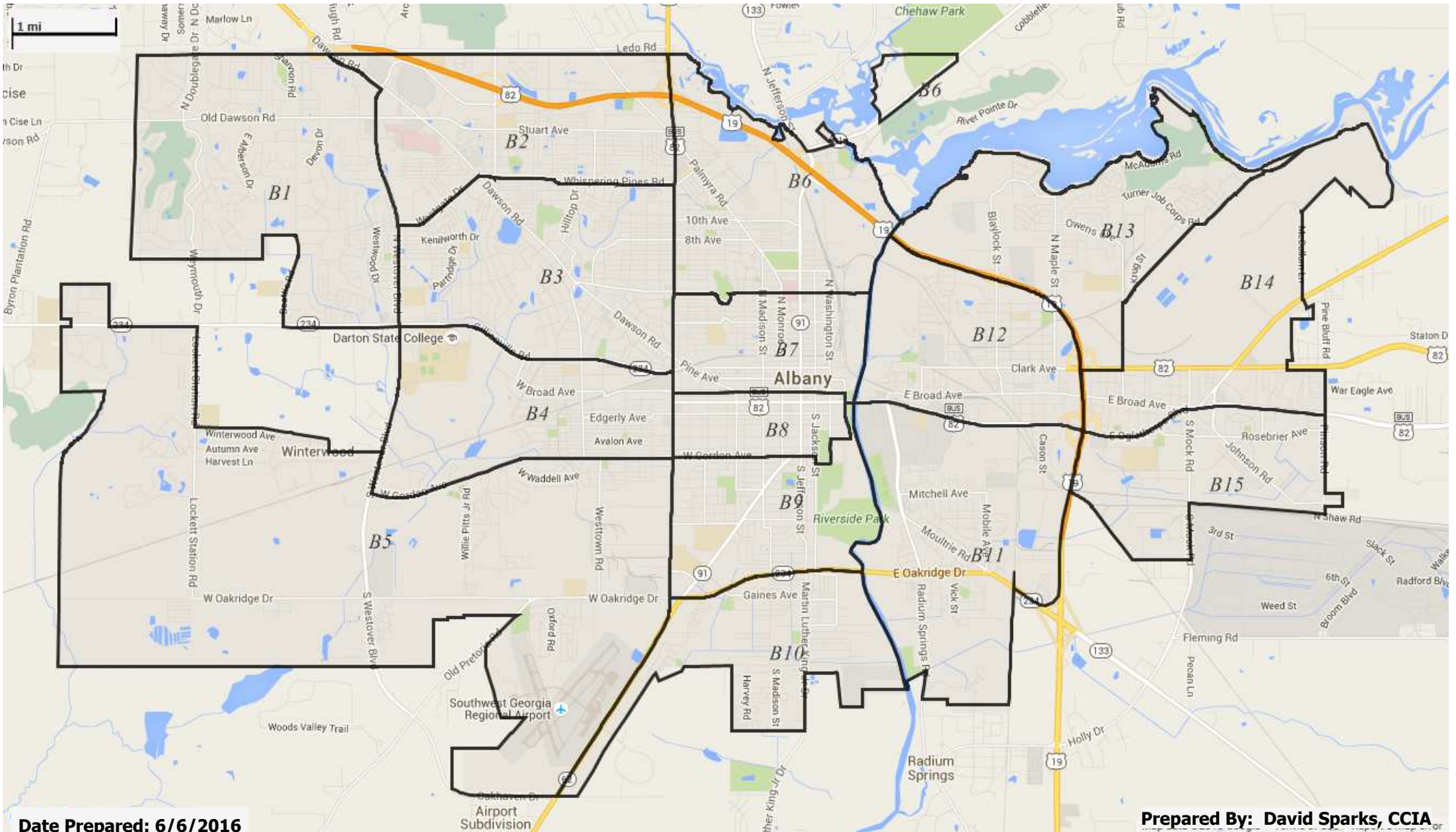
Albany Police Department

Incidents		
Day	June 2018	May 2018
Sunday	171	156
Monday	184	152
Tuesday	188	249
Wednesday	216	241
Thursday	198	231
Friday	261	184
Saturday	197	166





Albany Police Department Beats



Date Prepared: 6/6/2016

Prepared By: David Sparks, CCIA