



Police Department

May 2018 Crime Data

June 6, 2018

Prepared by:
David Sparks, CCIA

*Numbers in this report may be updated from month to month as records updates occur.
The information contained in this report is primarily raw data until calendar year reporting.*

Distribution:

City Manager
Assistant City Managers
Chief of Police
Assistant Chief of Police
Major – Criminal Investigations
Major – Uniform
Major – Support Services
Investigations Captain
Uniform Captains

Professional Standards Lieutenant
Special Operations
Gang Unit
Accreditation Manager
Family Protection
Records Supervisor
Planning & Research
Training Supervisor

Monthly Part I Crimes

Albany Police Department

Part I Crimes Committed During the Month of May 2018 with Comparisons of May 2017 & 2016										
Actual Offenses	2018 Month to Month		2017 Month to Month		+/- Change		2016 Month to Month		+/- Change	
	May 2018	May 2017	#	%	May 2018	May 2016	#	%		
Offenses Committed										
Murder	2	1	1	100.00	2	0	2	*NC		
Rape	0	5	-5	-100.00	0	4	-4	-100.00		
Robbery	16	11	5	45.45	16	16	0	0.00		
Aggravated Assault	66	60	6	10.00	66	55	11	20.00		
Violent Crime Total	84	77	7	9.09	84	75	9	12.00		
Burglary	51	72	-21	-29.17	51	86	-35	-40.70		
Larceny	236	237	-1	-0.42	236	209	27	12.92		
Auto Theft	18	12	6	50.00	18	11	7	63.64		
Arson	7	0	7	*NC	7	3	4	133.33		
Property Crime Total	312	321	-9	-2.80	312	309	3	0.97		
Crime Trend Total	396	398	-2	-0.50	396	384	12	3.13		

Part I Case Clearances During the Month of May 2018 with Comparisons of May 2017 & 2016												
Offenses Cleared	2018 May		2017 May		2016 May		2018 May		2017 May		2016 May	
	# Cleared	# Cleared	# Cleared	# Cleared	# Cleared	# Cleared	% Cleared	% Cleared	% Cleared	% Cleared	% Cleared	
Murder	2	4	0	0	2	4	100.00%	400.00%	*NC			
Rape	0	4	1	1	0	4	*NC	80.00%	25.00%			
Robbery	7	4	4	4	7	4	43.75%	36.36%	25.00%			
Aggravated Assault	20	22	27	27	20	22	30.30%	36.67%	49.09%			
Violent Crime Cleared	29	34	32	32	29	34	34.52%	44.16%	42.67%			
Burglary	9	16	20	20	9	16	17.65%	22.22%	23.26%			
Larceny	46	47	37	37	46	47	19.49%	19.83%	17.70%			
Auto Theft	3	4	4	4	3	4	16.67%	33.33%	36.36%			
Arson	1	0	0	0	1	0	14.29%	*NC	0.00%			
Property Crime Cleared	59	67	61	61	59	67	18.91%	20.87%	19.74%			
Clearance Total	88	101	93	93	88	101	22.22%	25.38%	24.22%			

* The Crime Trend and Clearance Totals do not include percentages for numbers not divisible by 0.

Year to Date Part I Crimes

Albany Police Department

Part I Crimes Committed Year-to-date as of May 2018 with Comparisons of May 2017 & 2016

Actual Offenses	2018		2017		+/- Change		2018		2016		+/- Change	
	Year to Date		Year to Date				Year to Date		Year to Date			
Offenses Committed	May 2018	May 2017	#	%	May 2018	May 2016	#	%	May 2018	May 2016	#	%
Murder	6	7	-1	-14.29	6	6	0	0.00	6	6	0	0.00
Rape	9	9	0	0.00	9	10	-1	-10.00	9	10	-1	-10.00
Robbery	45	56	-11	-19.64	45	75	-30	-40.00	45	75	-30	-40.00
Aggravated Assault	274	235	39	16.60	274	245	29	11.84	274	245	29	11.84
Violent Crime Total	334	307	27	8.79	334	336	-2	-0.60	334	336	-2	-0.60
Burglary	274	346	-72	-20.81	274	391	-117	-29.92	274	391	-117	-29.92
Larceny	1052	1011	41	4.06	1052	1026	26	2.53	1052	1026	26	2.53
Auto Theft	72	44	28	63.64	72	63	9	14.29	72	63	9	14.29
Arson	11	5	6	120.00	11	9	2	22.22	11	9	2	22.22
Property Crime Total	1409	1406	3	0.21	1409	1489	-80	-5.37	1409	1489	-80	-5.37
Crime Trend Total	1743	1713	30	1.75	1743	1825	-82	-4.49	1743	1825	-82	-4.49

Part I Case Clearances Year-to-date as of May 2018 with Comparisons of May 2017 & 2016

Offenses Cleared	2018	2017	2016	2018	2017	2016
	YTD # Cleared	YTD # Cleared	YTD # Cleared	YTD % Cleared	YTD % Cleared	YTD % Cleared
Murder	6	7	7	100.00%	100.00%	116.67%
Rape	3	7	5	33.33%	77.78%	50.00%
Robbery	18	19	25	40.00%	33.93%	33.33%
Aggravated Assault	84	94	100	30.66%	40.00%	40.82%
Violent Crime Cleared	111	127	137	33.23%	41.37%	40.77%
Burglary	45	59	85	16.42%	17.05%	21.74%
Larceny	244	199	206	23.19%	19.68%	20.08%
Auto Theft	22	18	22	30.56%	40.91%	34.92%
Arson	1	0	0	9.09%	0.00%	0.00%
Property Crime Cleared	312	276	313	22.14%	19.63%	21.02%
Clearance Total	423	403	450	24.27%	23.53%	24.66%

* The Crime Trend and Clearance Totals do not include percentages for numbers not divisible by 0.

Monthly Part II Crimes and Ordinance Violations

Albany Police Department

Part II Crime Comparison of May 2018 with Previous Year/Month								
Part II Crimes	May 2018	May 2017	+/- #	Change %	May 2018	April 2018	+/- #	Change %
Other Assaults	37	48	-11	-22.92	37	30	7	23.33
Forgery & Counterfeiting	17	8	9	112.50	17	9	8	88.89
Fraud	17	21	-4	-19.05	17	26	-9	-34.62
Embezzlement	6	4	2	50.00	6	3	3	100.00
Stolen Property: Buying, Receiving	9	7	2	28.57	9	12	-3	-25.00
Vandalism	143	156	-13	-8.33	143	147	-4	-2.72
Weapons: Carrying, Possessing	5	1	4	400.00	5	6	-1	-16.67
Prostitution	0	0	0	*NC	0	0	0	*NC
Sex Offenses	9	4	5	125.00	9	3	6	200.00
Drug Abuse Violations	18	25	-7	-28.00	18	32	-14	-43.75
Gambling	0	0	0	*NC	0	0	0	*NC
Offenses Against Family & Children	91	107	-16	-14.95	91	105	-14	-13.33
Driving Under the Influence	12	9	3	33.33	12	9	3	33.33
Liquor Laws	0	2	-2	-100.00	0	8	-8	-100.00
Drunkenness	2	0	2	*NC	2	1	1	100.00
Disorderly Conduct	126	104	22	21.15	126	126	0	0.00
Vagrancy	6	0	6	*NC	6	3	3	100.00
All Other Offenses	1	3	-2	-66.67	1	3	-2	-66.67
Suspicion	0	0	0	*NC	0	0	0	*NC
Curfew and Loitering (under 18)	0	1	-1	-100.00	0	0	0	*NC
Runaways (under 18)	4	3	1	33.33	4	4	0	0.00
	0				0			
Total Part II Crime	503	503	0	0.00	503	527	-24	-4.55

Local Ordinance Violation Comparison of May 2018 with Previous Year/Month								
Local Ordinance	May 2018	May 2017	+/- #	Change %	May 2018	April 2017	+/- #	Change %
Truancy	0	1	-1	-100.00	0	0	0	*NC
Saggy Pants	2	0	2	*NC	2	12	-10	-83.33
Panhandling	10	0	10	*NC	10	3	7	233.33
Noise	1	0	1	*NC	1	0	1	*NC
Animal Control	18	15	3	20.00	18	13	5	38.46
All Other	41	52	-11	-21.15	41	52	-11	-21.15
Missing Persons	19	15	4	26.67	19	18	1	5.56
Local Ordinance	91	83	8	9.64	91	98	-7	-7.14

** The Crime Trend and Clearance Totals do not include percentages for numbers not able to be divided by 0.

Year to Date Part II Crime and Ordinance Violations Albany Police Department

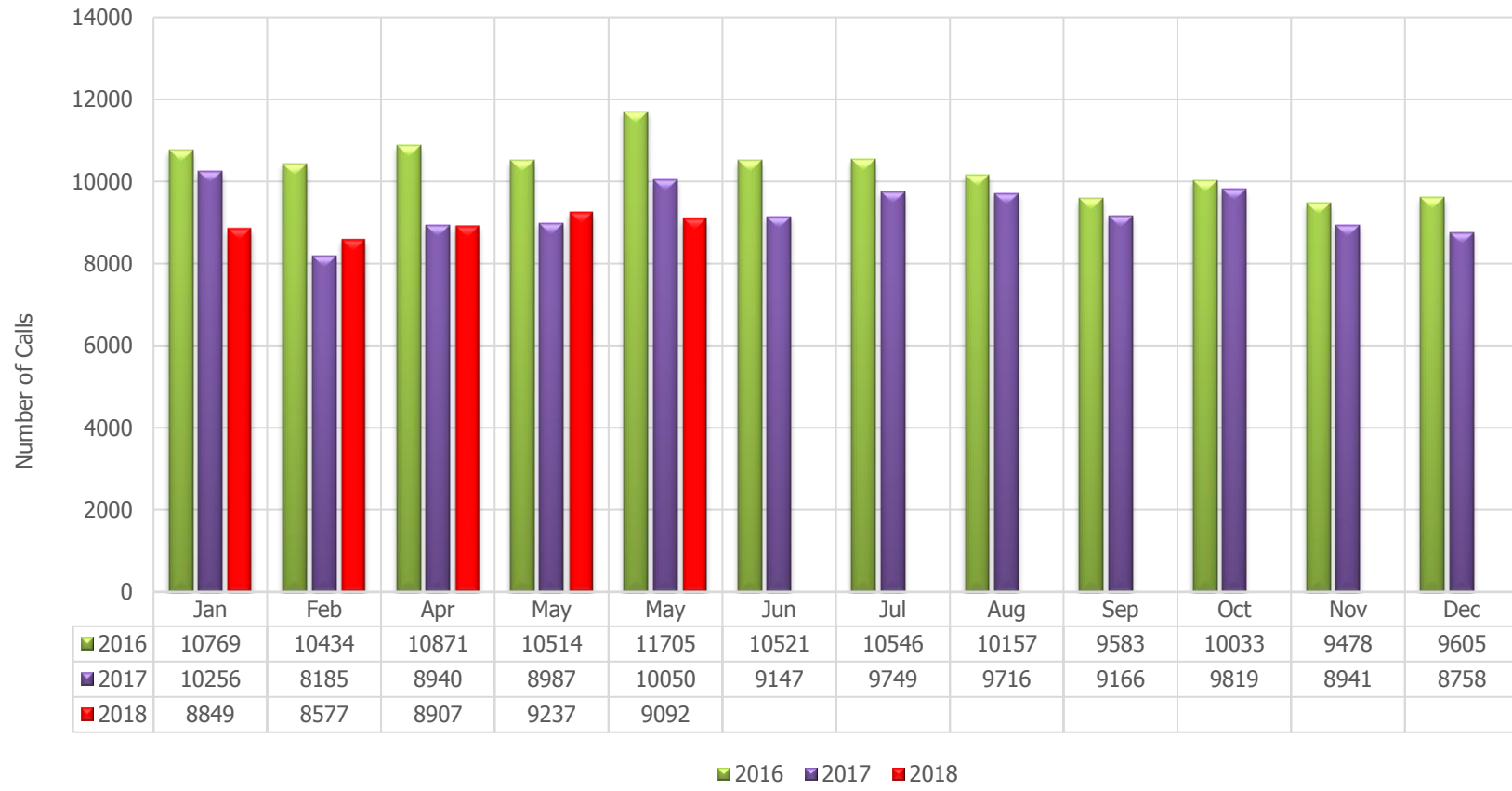
Part II Crime 2018 Year to Date Vs. 2017 & 2016 Year to Date								
Part II Crimes	YTD 2018	YTD 2017	+/- #	Change %	YTD 2018	YTD 2016	+/- #	Change %
Other Assaults	163	196	-33	-16.84	163	147	16	10.88
Forgery & Counterfeiting	56	54	2	3.70	56	52	4	7.69
Fraud	108	106	2	1.89	108	109	-1	-0.92
Embezzlement	20	20	0	0.00	20	2	18	900.00
Stolen Property: Buying, Receiving	50	37	13	35.14	50	110	-60	-54.55
Vandalism	684	611	73	11.95	684	709	-25	-3.53
Weapons: Carrying, Possessing	25	20	5	25.00	25	24	1	4.17
Prostitution	1	0	1	*NC	1	0	1	*NC
Sex Offenses	26	26	0	0.00	26	26	0	0.00
Drug Abuse Violations	126	93	33	35.48	126	201	-75	-37.31
Gambling	0	0	0	*NC	0	0	0	*NC
Offenses Against Family & Children	436	441	-5	-1.13	436	325	111	34.15
Driving Under the Influence	39	49	-10	-20.41	39	45	-6	-13.33
Liquor Laws	16	36	-20	-55.56	16	46	-30	-65.22
Drunkenness	3	1	2	200.00	3	0	3	*NC
Disorderly Conduct	555	507	48	9.47	555	574	-19	-3.31
Vagrancy	10	13	-3	-23.08	10	14	-4	-28.57
All Other Offenses	10	12	-2	-16.67	10	81	-71	-87.65
Suspicion	0	0	0	*NC	0	0	0	*NC
Curfew and Loitering (under 18)	1	2	-1	-50.00	1	5	-4	-80.00
Runaways (under 18)	19	12	7	58.33	19	12	7	58.33
Total Part II Crime	2348	2236	112	5.01	2348	2482	-134	-5.40

Local Ordinance Violations 2018 Year to Date Vs. 2017 & 2016 Year to Date								
Part II Crimes	YTD 2018	YTD 2017	+/- #	Change %	YTD 2018	YTD 2016	+/- #	Change %
Truancy	0	2	-2	-100.00	0	5	-5	-100.00
Saggy Pants	26	20	6	30.00	26	53	-27	-50.94
Panhandling	22	3	19	633.33	22	7	15	214.29
Noise	2	0	2	*NC	2	2	0	0.00
Animal Control	62	100	-38	-38.00	62	61	1	1.64
All Other	203	221	-18	-8.14	203	195	8	4.10
Missing Persons	80	77	3	3.90	80	103	-23	-22.33
Total Part II Crime	395	423	-28	-6.62	395	426	-31	-7.28

** The Crime Trend and Clearance Totals do not include percentages for numbers not able to be divided by 0.

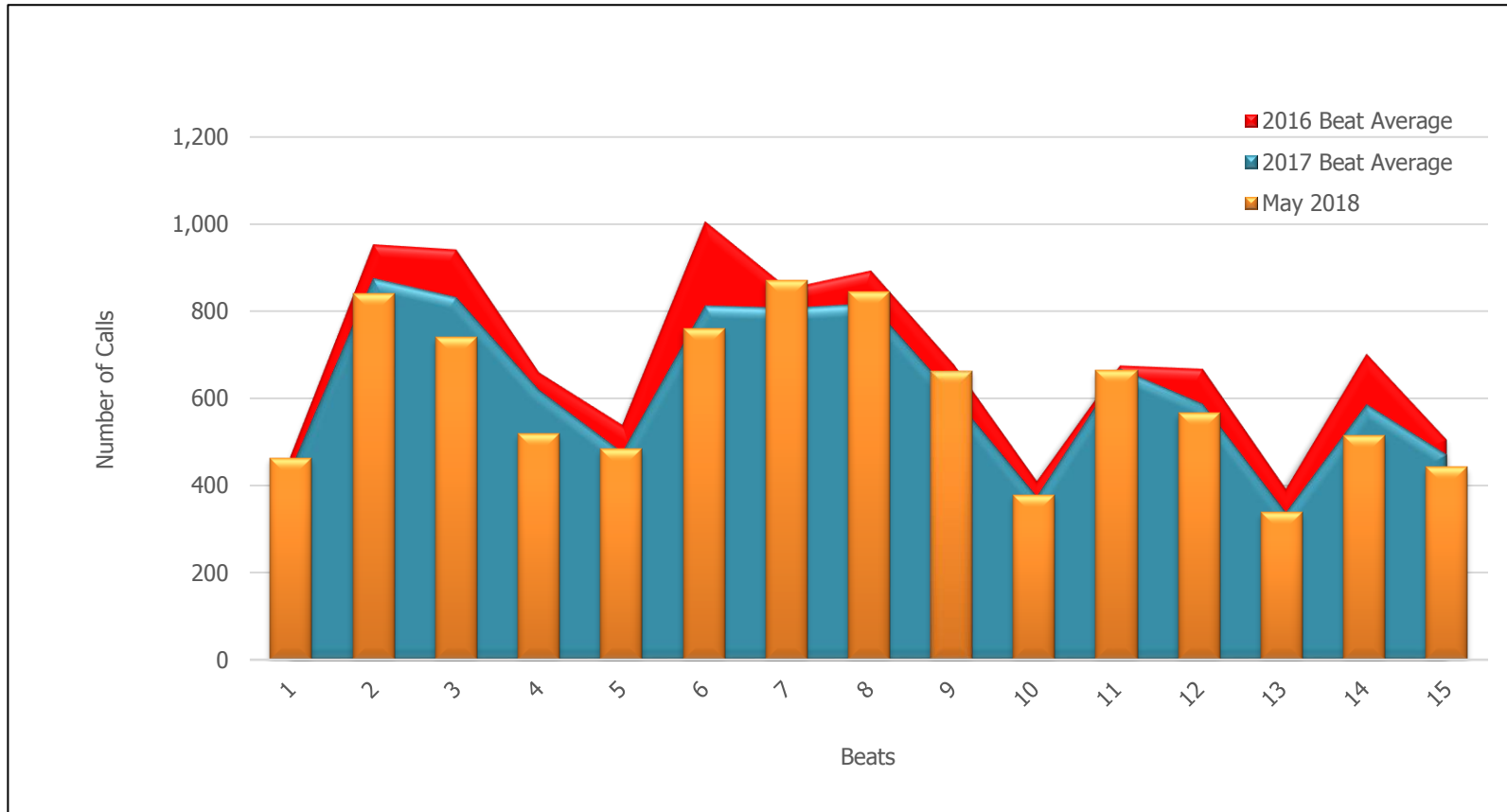
Calls for Service by Month

Albany Police Department



Calls for Service by Beat

Albany Police Department

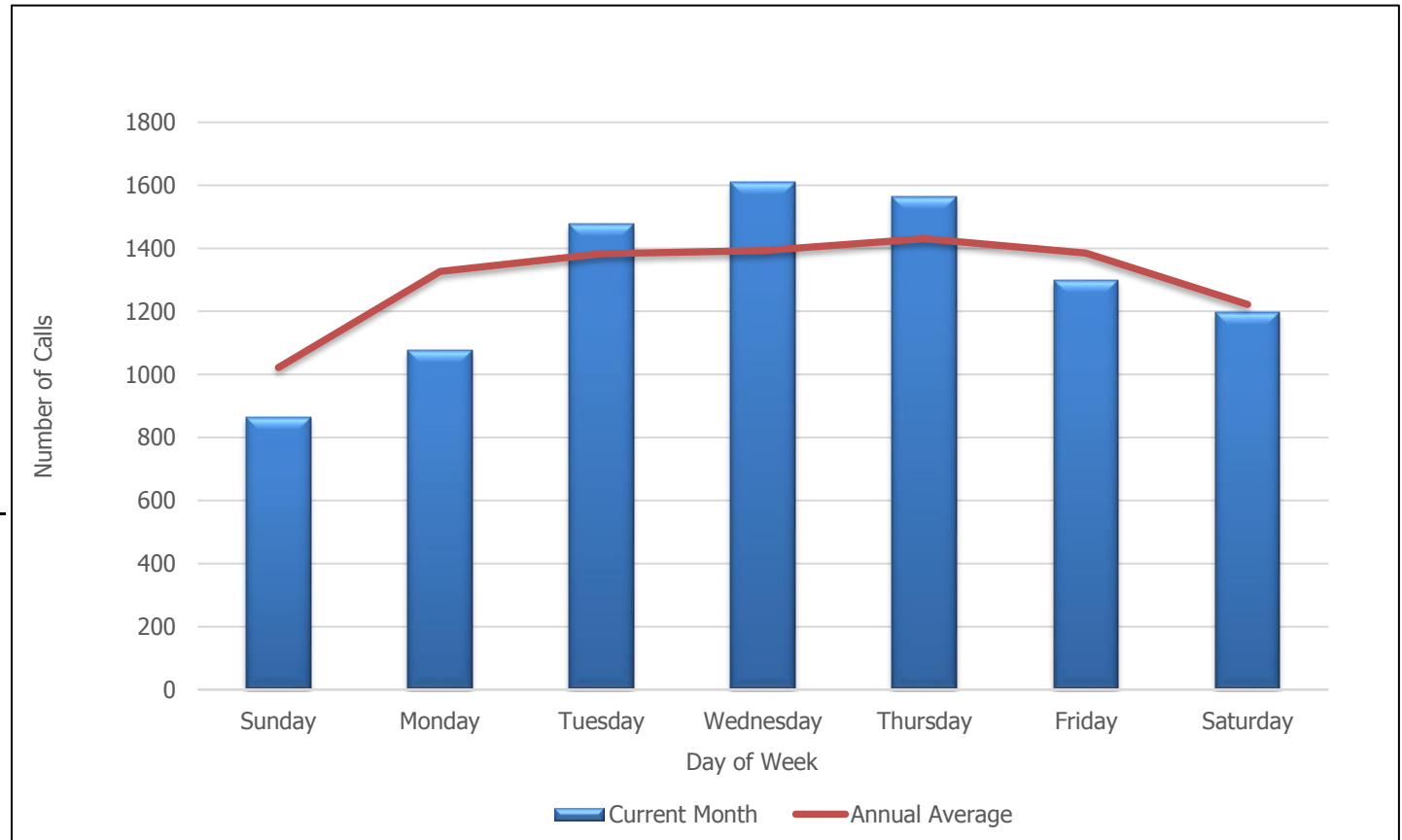


Beats	1	2	3	4	5	6	7	8	9	10	11	12	13	14	15
May 2018	463	841	740	519	484	761	870	846	663	379	664	566	339	515	442
2016 Beat Average	468	953	941	660	540	1005	852	893	678	412	676	669	394	703	507
2017 Beat Average	436	876	832	619	477	813	807	818	604	375	669	587	339	587	472

Monthly Calls for Service by Day of Week

Albany Police Department

Calls For Service	
Day	May 2018
Sunday	864
Monday	1078
Tuesday	1478
Wednesday	1610
Thursday	1565
Friday	1299
Saturday	1198
	<hr/>
	9092

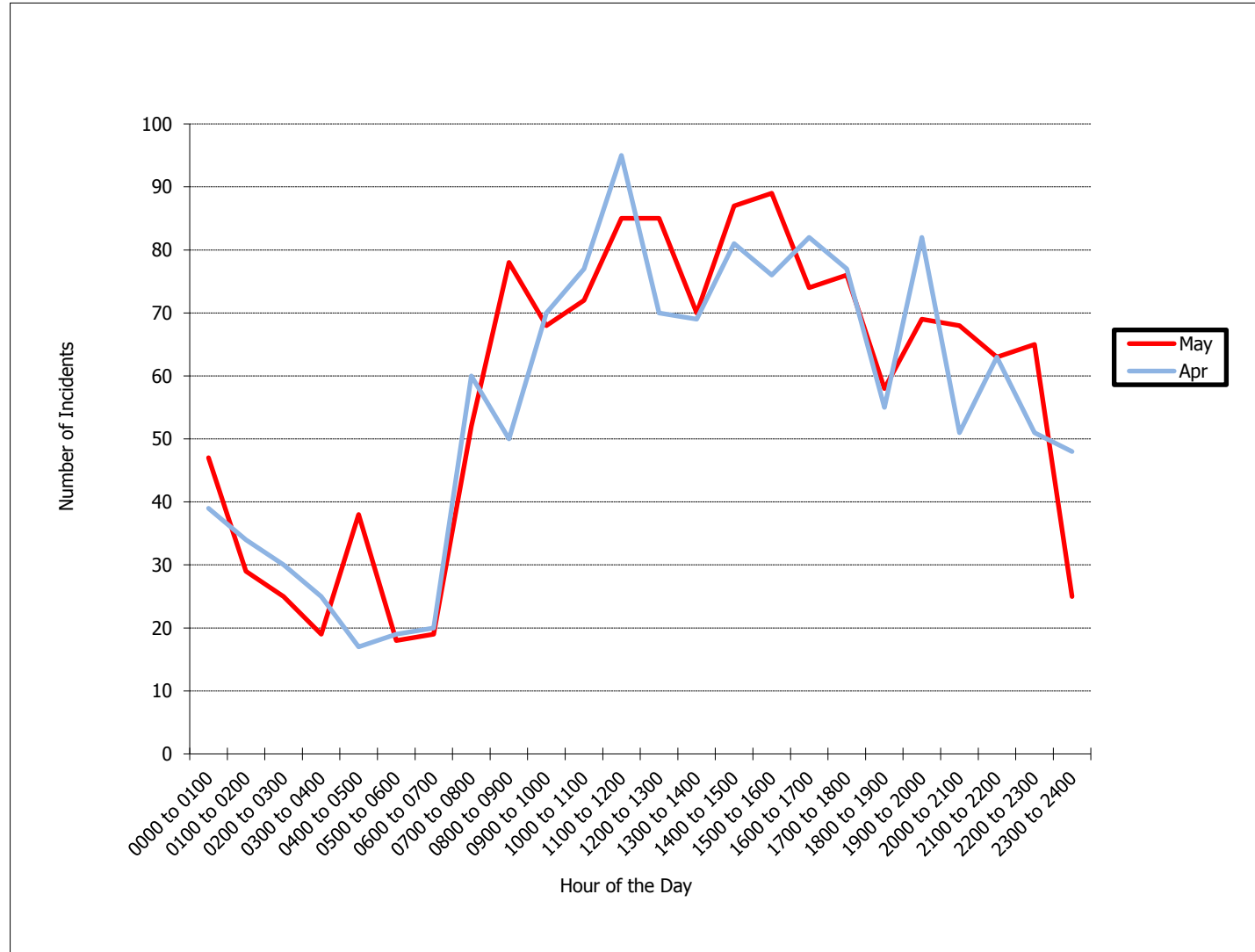


Incidents by Hour

Albany Police Department

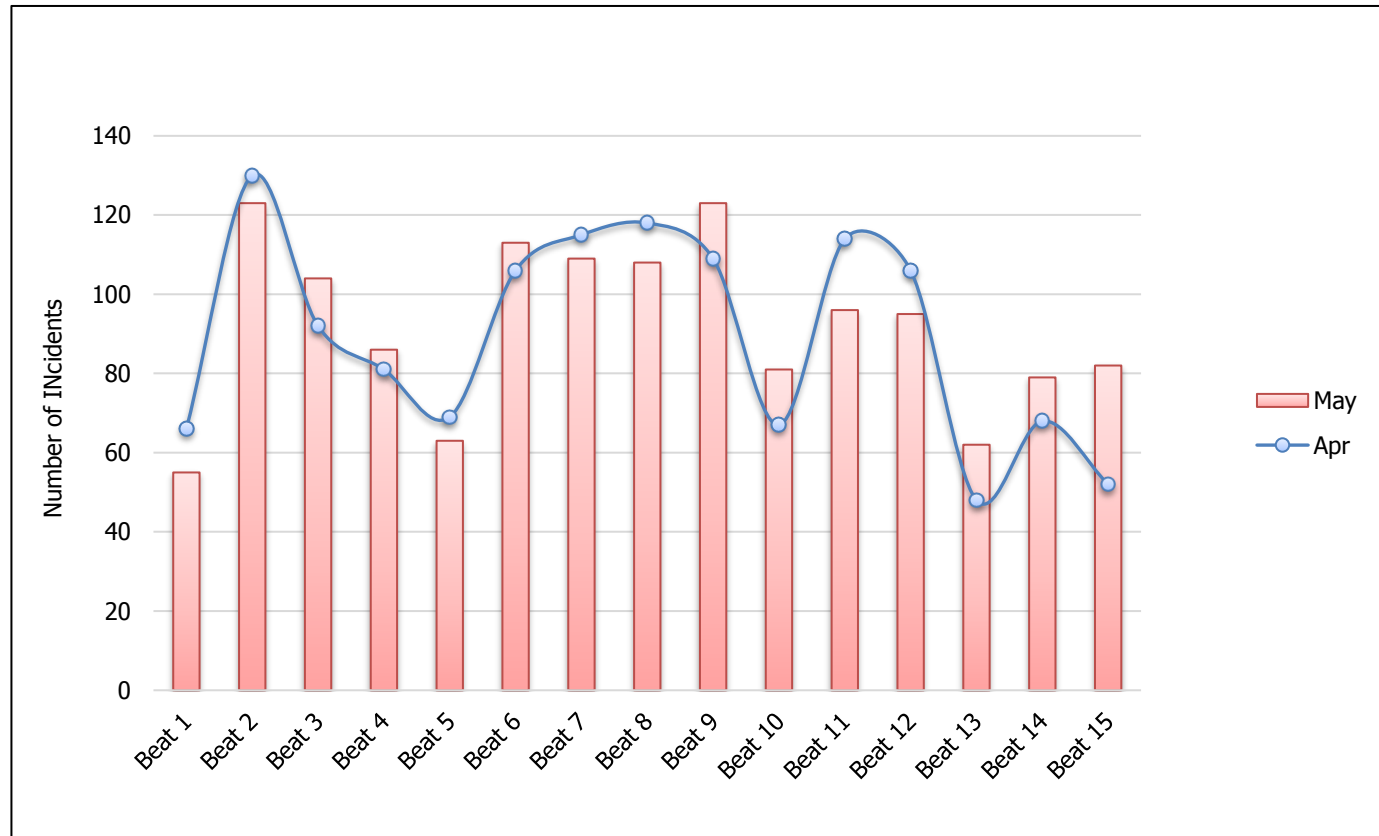
Incident Times by Month

Hour of Day	May 2018	Apr 2018
0000 to 0100	47	39
0100 to 0200	29	34
0200 to 0300	25	30
0300 to 0400	19	25
0400 to 0500	38	17
0500 to 0600	18	19
0600 to 0700	19	20
0700 to 0800	52	60
0800 to 0900	78	50
0900 to 1000	68	70
1000 to 1100	72	77
1100 to 1200	85	95
1200 to 1300	85	70
1300 to 1400	70	69
1400 to 1500	87	81
1500 to 1600	89	76
1600 to 1700	74	82
1700 to 1800	76	77
1800 to 1900	58	55
1900 to 2000	69	82
2000 to 2100	68	51
2100 to 2200	63	63
2200 to 2300	65	51
2300 to 2400	25	48



Current and Previous Months Comparison of Incidents by Beat Albany Police Department

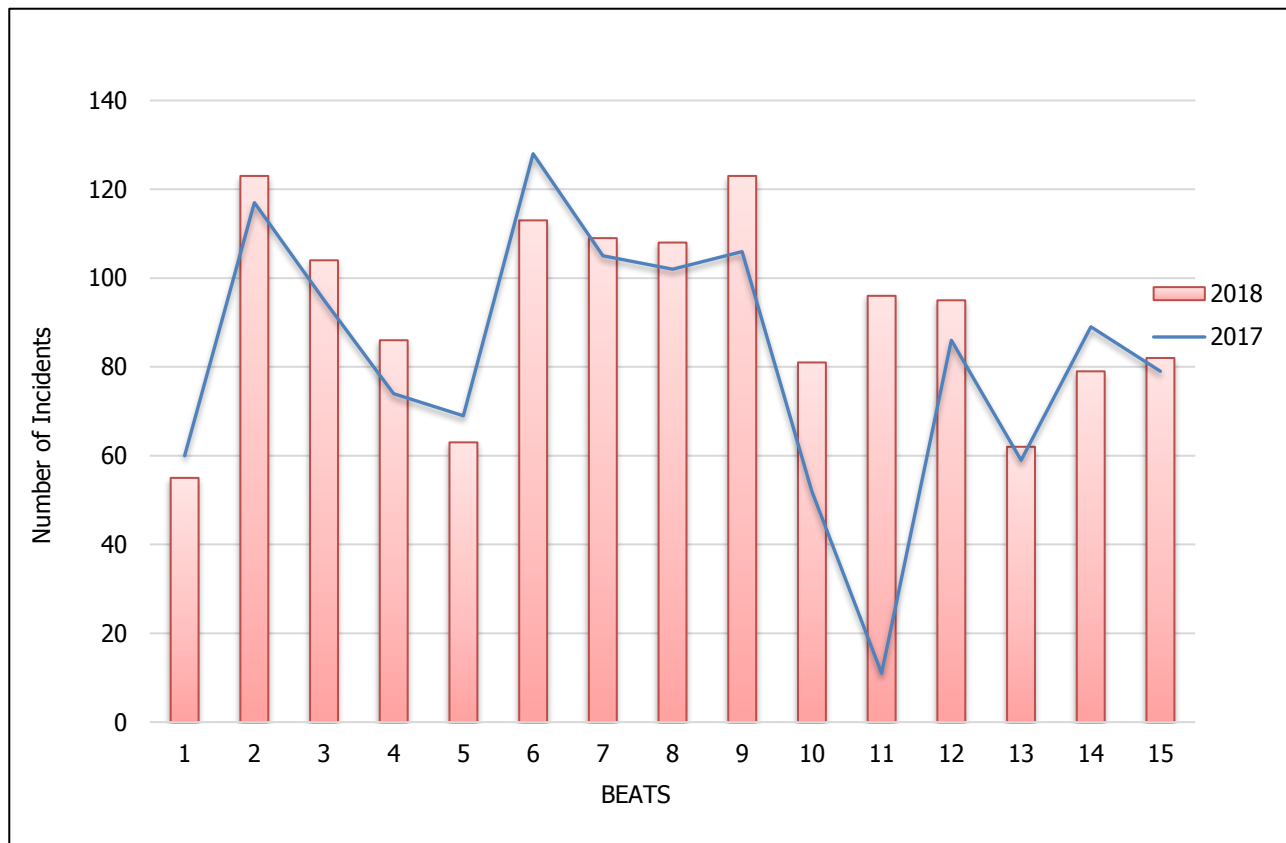
Incidents		
Beat	May 2018	Apr 2018
Beat 1	55	66
Beat 2	123	130
Beat 3	104	92
Beat 4	86	81
Beat 5	63	69
Beat 6	113	106
Beat 7	109	115
Beat 8	108	118
Beat 9	123	109
Beat 10	81	67
Beat 11	96	114
Beat 12	95	106
Beat 13	62	48
Beat 14	79	68
Beat 15	82	52



Current and Previous Year Comparison of Incidents by Beat

Albany Police Department

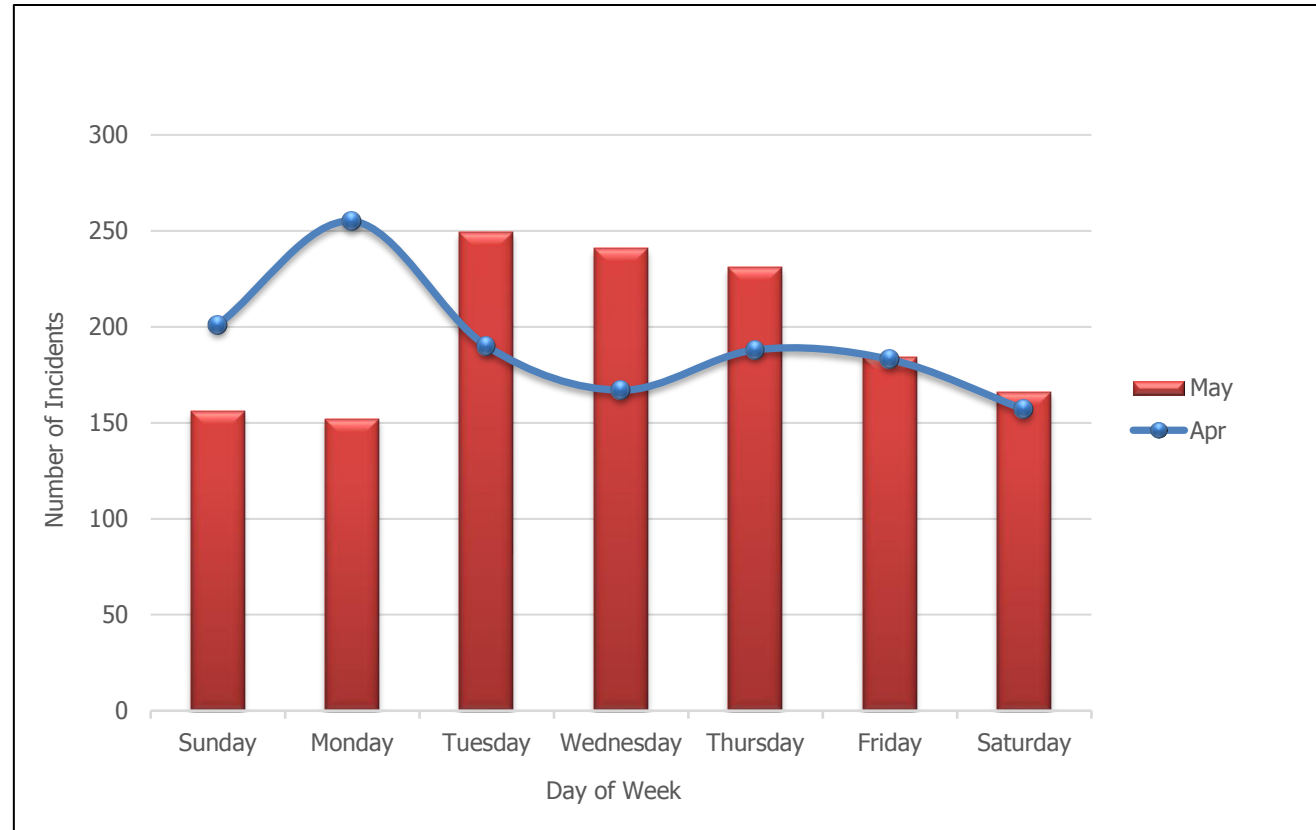
Incidents		
Beat	May 2018	May 2017
Beat 1	55	60
Beat 2	123	117
Beat 3	104	95
Beat 4	86	74
Beat 5	63	69
Beat 6	113	128
Beat 7	109	105
Beat 8	108	102
Beat 9	123	106
Beat 10	81	52
Beat 11	96	11
Beat 12	95	86
Beat 13	62	59
Beat 14	79	89
Beat 15	82	79



Current and Previous Month Comparison of Incidents by Day of Week

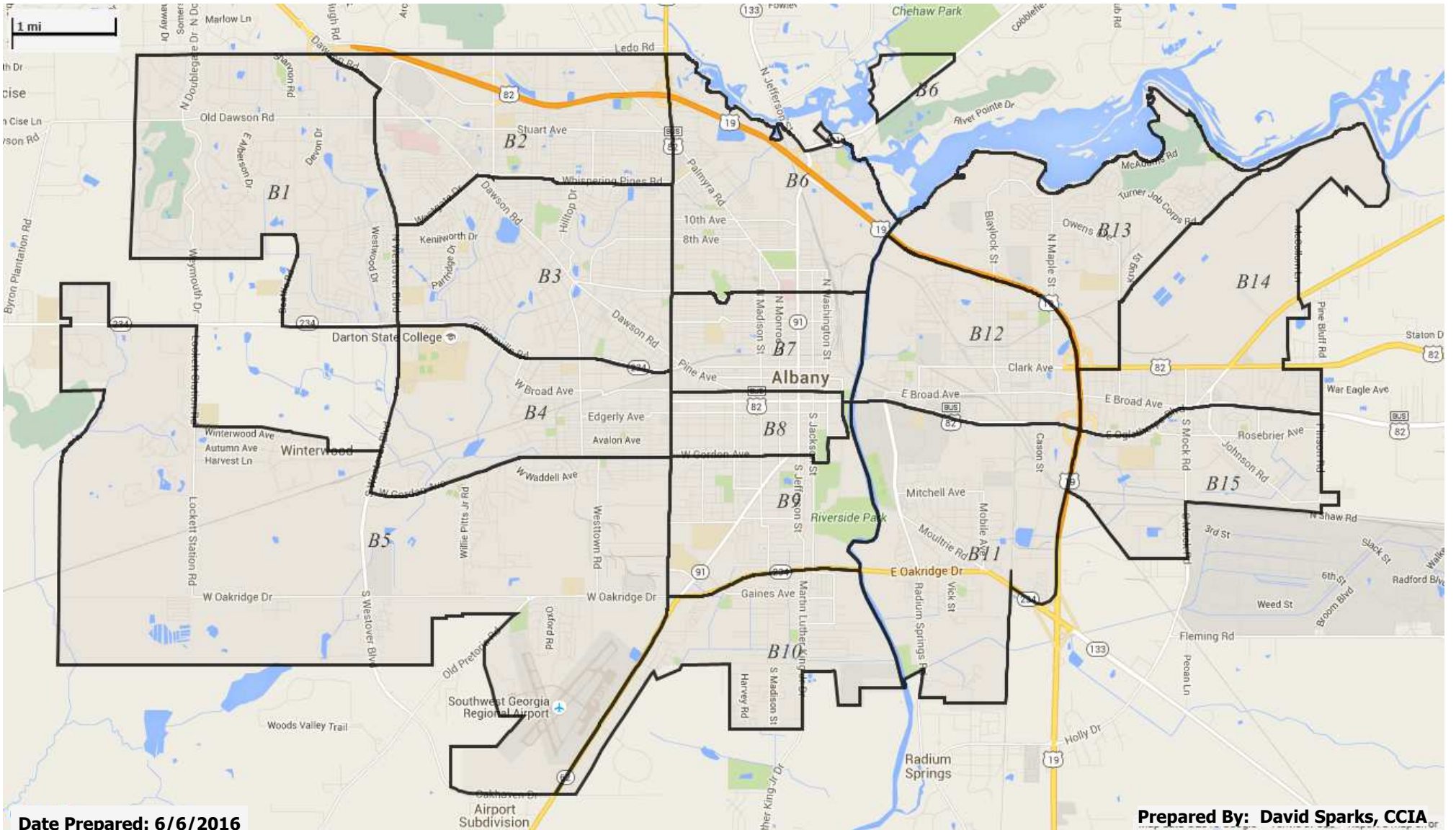
Albany Police Department

Incidents		
Day	May 2018	Apr 2018
Sunday	156	201
Monday	152	255
Tuesday	249	190
Wednesday	241	167
Thursday	231	188
Friday	184	183
Saturday	166	157





Albany Police Department Beats



Date Prepared: 6/6/2016

Prepared By: David Sparks, CCIA