



Police Department

---

# May 2026 Crime Data

June 3, 2026

Prepared by:  
David Sparks, B.Sc., CCIA

*Numbers in this report may be updated from month to month as records updates occur.  
The information contained in this report is primarily raw data until calendar year reporting.*

Distribution:

City Manager  
Assistant City Managers  
Chief of Police  
Deputy Chief of Police  
Major – Criminal Investigations  
Major – Uniform  
Major – Support Services  
Investigations Captains

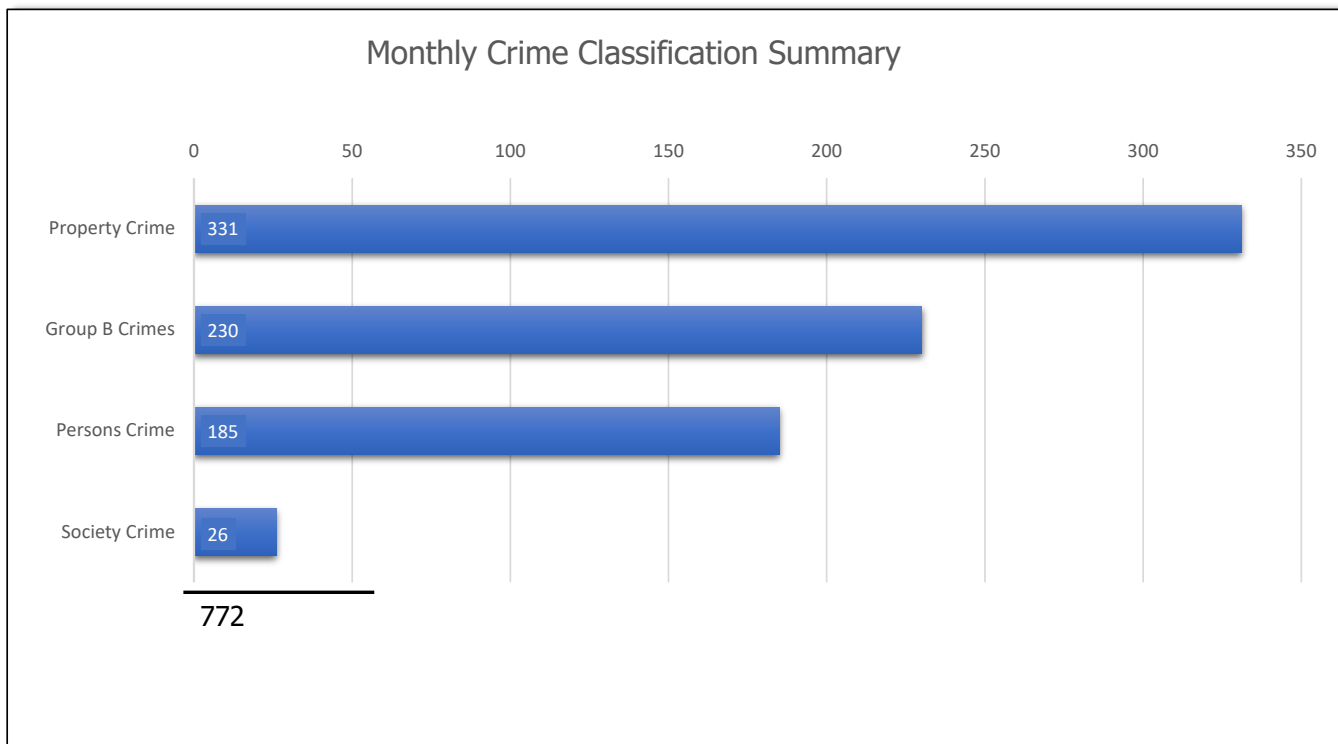
Uniform Captains  
Support Services Captain  
Professional Standards  
Special Operations  
Accreditation Manager  
Family Protection  
Records Supervisor  
Training Supervisor

# Albany Police Department NIBRS Profile

Type of Offense			Number of Incidents Reported				
			May 2026 Incidents	May 2026 Cleared	Percent Cleared	Apr 2026 Incidents	Monthly Change
NIBRS Group A Crimes Against Persons	09A-B	Homicide Offenses	1	1	100%	2	▼1
	09A	Murder	1	1	100%	2	▼1
	09B	Negligent ManslSephter	0	0		0	
	11A-D	Sex Offenses	8	2	25%	12	▼4
	11A	Forcible Rape	4	0	0%	7	▼3
	11B-D	Other Forcible Sexual Offenses	4	2	50%	5	▼1
	13A-C	Assault Offenses	174	73	42%	183	▼9
	13A	Aggravated Assault	33	19	58%	41	▼8
	13B	Simple Assault	108	44	41%	101	▲7
	13C	Intimidation	33	10	30%	41	▼8
	36A-B	Sex Offenses, Nonforcible	0	0		1	▼1
	64A-B	Human Trafficking Offenses	0	0		2	▼2
	100	Kidnapping / Abduction	2	3	150%	5	▼3
<b>Crimes Against Persons Subtotal</b>			<b>185</b>	<b>79</b>	<b>43%</b>	<b>205</b>	<b>▼20</b>
NIBRS Group A Crimes Against Property	120	Robbery	5	2	40%	3	▲2
		Armed Robbery	2	1	50%	0	▲2
		All Other Robbery	3	1	33%	3	
	200	Arson	0	0		0	
	210	Extortion/Blackmail	1	0	0%	0	▲1
	220	Burglary/Breaking & Entering	38	11	29%	22	▲16
		1st Degree Residential Burglary	21	10	48%	15	▲6
		2nd Degree Business/Storage Burglary	17	1	6%	7	▲10
	23A-H	Larceny/Theft Offenses	156	20	13%	168	▼12
	23 A-B	Pocket-Picking & Purse-Snatching	0	0		0	
	23C	Shoplifting	34	9	26%	29	▲5
	23D	Theft from Building	1	0	0%	0	▲1
	23E	Theft from Coin-Operated Machine	0	0		0	
	23F	Theft from Motor Vehicle	53	2	4%	59	▼6
	23G	Theft of Motor Vehicle Parts	0	0		0	
	23H	All Other Larceny	68	9	13%	80	▼12
	240	Motor Vehicle Theft	11	6	55%	24	▼13
	250	Counterfeiting/Forgery	12	1	8%	5	▲7
	26A-G	Fraud Offenses	17	4	24%	25	▼8
	270	Embezzlement	0	0		0	
280	Stolen Property	2	1	50%	1	▲1	
290	Destruction/Vandalism of Property	89	19	21%	81	▲8	
510	Bribery	0	0		0		
<b>Crimes Against Property Subtotal</b>			<b>331</b>	<b>64</b>	<b>19%</b>	<b>329</b>	<b>▲2</b>
NIBRS Group A Crimes Against Society	35A-B	Drug/Narcotic Offenses	14	10	71%	20	▼6
	35A	Drug/Narcotic Violations	12	9	75%	11	▲1
	35B	Drug Equipment Violations	2	1	50%	9	▼7
	370	Pornography/Obscene Material	3	0	0%	3	
	39A-D	Gambling Offenses	0	0		0	
	40A-C	Prostitution Offenses	0	0		0	
	520	Weapon Law Violations	9	5	56%	17	▼8
	720	Animal Cruelty	0	0		1	▼1
<b>Crimes Against Society Subtotal</b>			<b>26</b>	<b>15</b>	<b>58%</b>	<b>41</b>	<b>▼15</b>
<b>NIBRS Group A Total</b>			<b>542</b>	<b>158</b>	<b>29%</b>	<b>575</b>	<b>▼33</b>

# Albany Police Department NIBRS Profile

Type of Offense			Number of Incidents Reported				
			May 2026 Incidents	May 2026 Cleared	Percent Cleared	Apr 2026 Incidents	Monthly Change
<b>NIBRS Group B General Crimes</b>	90A	Bad Checks	0	0		0	
	90B	Curfew/Loitering/Vagrancy	4	3	75%	8	▼4
	90C	Disorderly Conduct	80	45	56%	82	▼2
	90D	Driving Under the Influence	20	19	95%	9	▲11
	90F	Family Offenses, Nonviolent	28	17	61%	23	▲5
	90G	Liquor Law Violations	11	10	91%	1	▲10
	90J	Trespass of Real Property	28	21	75%	31	▼3
	90Z	All Other Offenses	59	41	69%	53	▲6
<b>Group B Totals</b>			<b>230</b>	<b>156</b>	<b>68%</b>	<b>236</b>	<b>▼6</b>
<b>NIBRS Group A &amp; B Totals</b>			<b>772</b>	<b>314</b>	<b>41%</b>	<b>781</b>	<b>▼9</b>

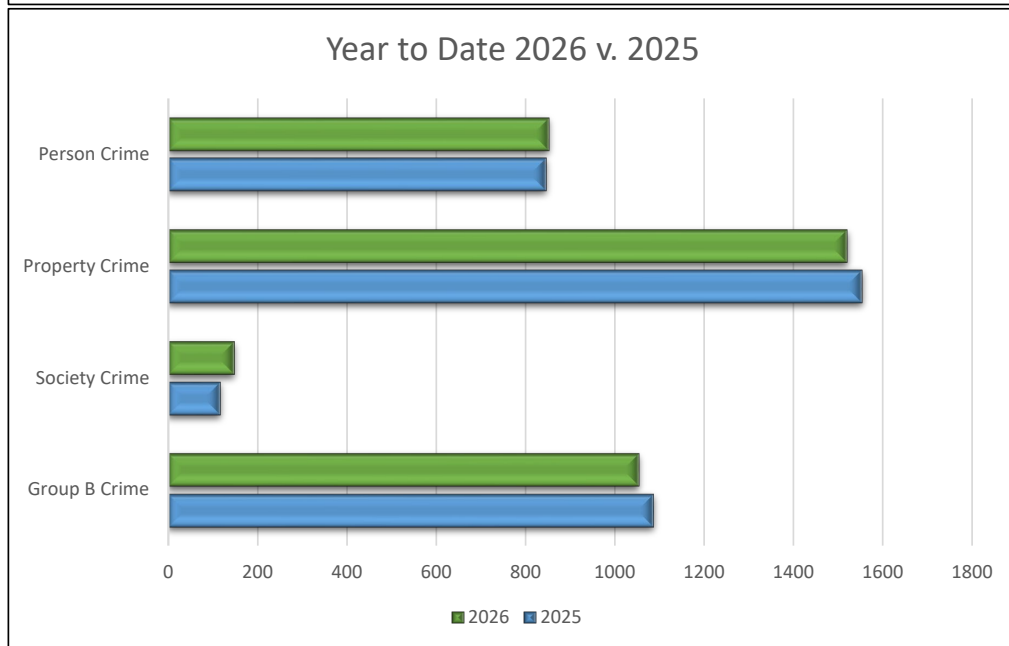


# Albany Police Department NIBRS Annual Comparison

Type of Offense			Number of Incidents Reported					
			May 2026 Incidents	May 2025 Incidents	% Chg	2026 Year to Date	2025 Year to Date	% Chg
<b>NIBRS Group A</b> <b>Crimes Against Persons</b>	09A-B	Homicide Offenses	1	1	0.0%	6	5	20.0%
	09A	Murder	1	1	0.0%	6	5	20.0%
	09B	Negligent Manslaughter	0	0		0	0	
	11A-D	Sex Offenses	8	6	33.3%	52	32	62.5%
	11A	Forcible Rape	4	3	33.3%	23	14	64.3%
	11B-D	Other Forcible Sexual Offenses	4	3	33.3%	29	18	61.1%
	13A-C	Assault Offenses	174	179	-2.8%	774	793	-2.4%
	13A	Aggravated Assault	33	43	-23.3%	178	205	-13.2%
	13B	Simple Assault	108	115	-6.1%	451	499	-9.6%
	13C	Intimidation	33	21	57.1%	145	89	62.9%
	36A-B	Sex Offenses, Nonforcible	0	0		3	1	200.0%
	64A-B	Human Trafficking Offenses	0	0		3	0	
	100	Kidnapping / Abduction	2	2	0.0%	14	16	-12.5%
<b>Crimes Against Persons Subtotal</b>			<b>185</b>	<b>188</b>	<b>-1.6%</b>	<b>852</b>	<b>847</b>	<b>0.6%</b>
<b>NIBRS Group A</b> <b>Crimes Against Property</b>	120	Robbery	5	9	-44.4%	21	35	-40.0%
		Armed Robbery	2	3	-33.3%	8	12	-33.3%
		All Other Robbery	3	6	-50.0%	13	23	-43.5%
	200	Arson	0	0		5	6	-16.7%
	210	Extortion/Blackmail	1	0		1	0	
	220	Burglary/Breaking & Entering	38	22	72.7%	134	137	-2.2%
		1st Degree Residential Burglary	21	10	110.0%	85	84	1.2%
		2nd Degree Business/Storage Burglary	17	12	41.7%	49	53	-7.5%
	23A-H	Larceny/Theft Offenses	156	150	4.0%	713	745	-4.3%
	23 A-B	Pocket-Picking & Purse-Snatching	0	0		0	2	-100.0%
	23C	Shoplifting	34	23	47.8%	145	125	16.0%
	23D	Theft from Building	1	0		1	2	-50.0%
	23E	Theft from Coin-Operated Machine	0	0		0	0	
	23F	Theft from Motor Vehicle	53	31	71.0%	220	199	10.6%
	23G	Theft of Motor Vehicle Parts	0	0		1	1	0.0%
	23H	All Other Larceny	68	96	-29.2%	346	416	-16.8%
	240	Motor Vehicle Theft	11	12	-8.3%	94	90	4.4%
	250	Counterfeiting/Forgery	12	10	20.0%	35	26	34.6%
	26A-G	Fraud Offenses	17	15	13.3%	111	107	3.7%
	270	Embezzlement	0	0		0	0	
280	Stolen Property	2	1	100.0%	12	8	50.0%	
290	Destruction/Vandalism of Property	89	75	18.7%	394	400	-1.5%	
510	Bribery	0	0		0	0		
<b>Crimes Against Property Subtotal</b>			<b>331</b>	<b>294</b>	<b>12.6%</b>	<b>1520</b>	<b>1554</b>	<b>-2.2%</b>
<b>NIBRS Group A</b> <b>Crimes Against Society</b>	35A-B	Drug/Narcotic Offenses	14	11	27.3%	73	54	35.2%
	35A	Drug/Narcotic Violations	12	7	71.4%	47	37	27.0%
	35B	Drug Equipment Violations	2	4	-50.0%	26	17	52.9%
	370	Pornography/Obscene Material	3	2	50.0%	12	6	100.0%
	39A-D	Gambling Offenses	0	0		0	0	
	40A-C	Prostitution Offenses	0	0		0	0	
	520	Weapon Law Violations	9	13	-30.8%	59	54	9.3%
	720	Animal Cruelty	0	0		5	4	25.0%
<b>Crimes Against Society Subtotal</b>			<b>26</b>	<b>26</b>	<b>0.0%</b>	<b>149</b>	<b>118</b>	<b>26.3%</b>
<b>NIBRS Group A Total</b>			<b>542</b>	<b>508</b>	<b>6.7%</b>	<b>2521</b>	<b>2519</b>	<b>0.1%</b>

# Albany Police Department NIBRS Annual Comparison

Type of Offense			Number of Incidents Reported					
			May 2026 Incidents	May 2025 Incidents	% Chg	2026 Year to Date	2025 Year to Date	% Chg
<b>NIBRS Group B General Crimes</b>	90A	Bad Checks	0	0		1	4	-75.0%
	90B	Curfew/Loitering/Vagrancy	4	3	33.3%	29	25	16.0%
	90C	Disorderly Conduct	80	70	14.3%	342	356	-3.9%
	90D	Driving Under the Influence	20	21	-4.8%	74	106	-30.2%
	90F	Family Offenses, Nonviolent	28	27	3.7%	118	135	-12.6%
	90G	Liquor Law Violations	11	6	83.3%	40	50	-20.0%
	90J	Trespass of Real Property	28	32	-12.5%	161	139	15.8%
	90Z	All Other Offenses	59	65	-9.2%	288	272	5.9%
<b>Group B Totals</b>			<b>230</b>	<b>224</b>	<b>2.7%</b>	<b>1053</b>	<b>1087</b>	<b>-3.1%</b>
<b>NIBRS Group A &amp; B Totals</b>			<b>772</b>	<b>732</b>	<b>5.5%</b>	<b>3574</b>	<b>3606</b>	<b>-0.9%</b>



# Calls for Service by Month

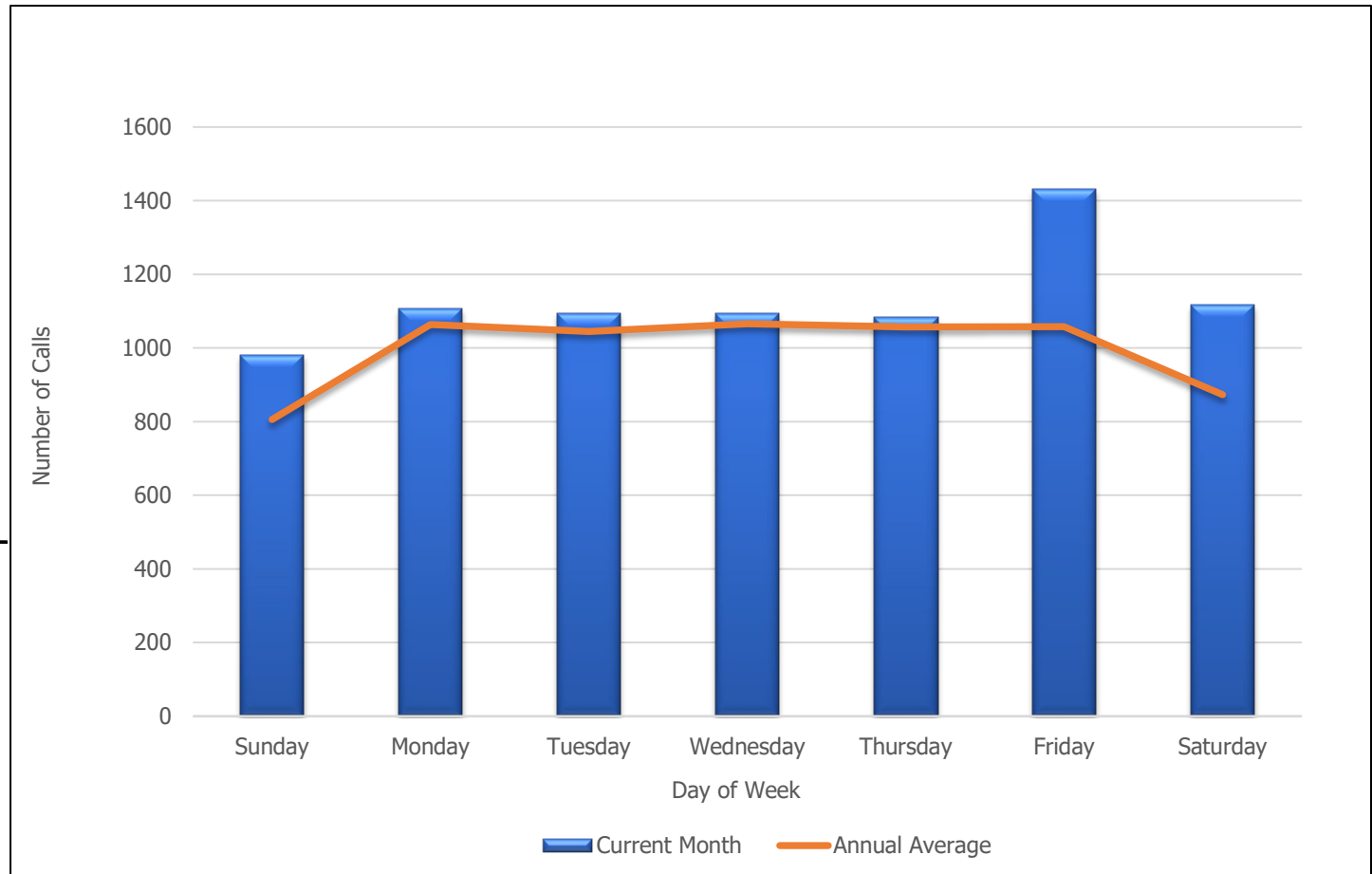
## Albany Police Department



# Monthly Calls for Service by Day of Week

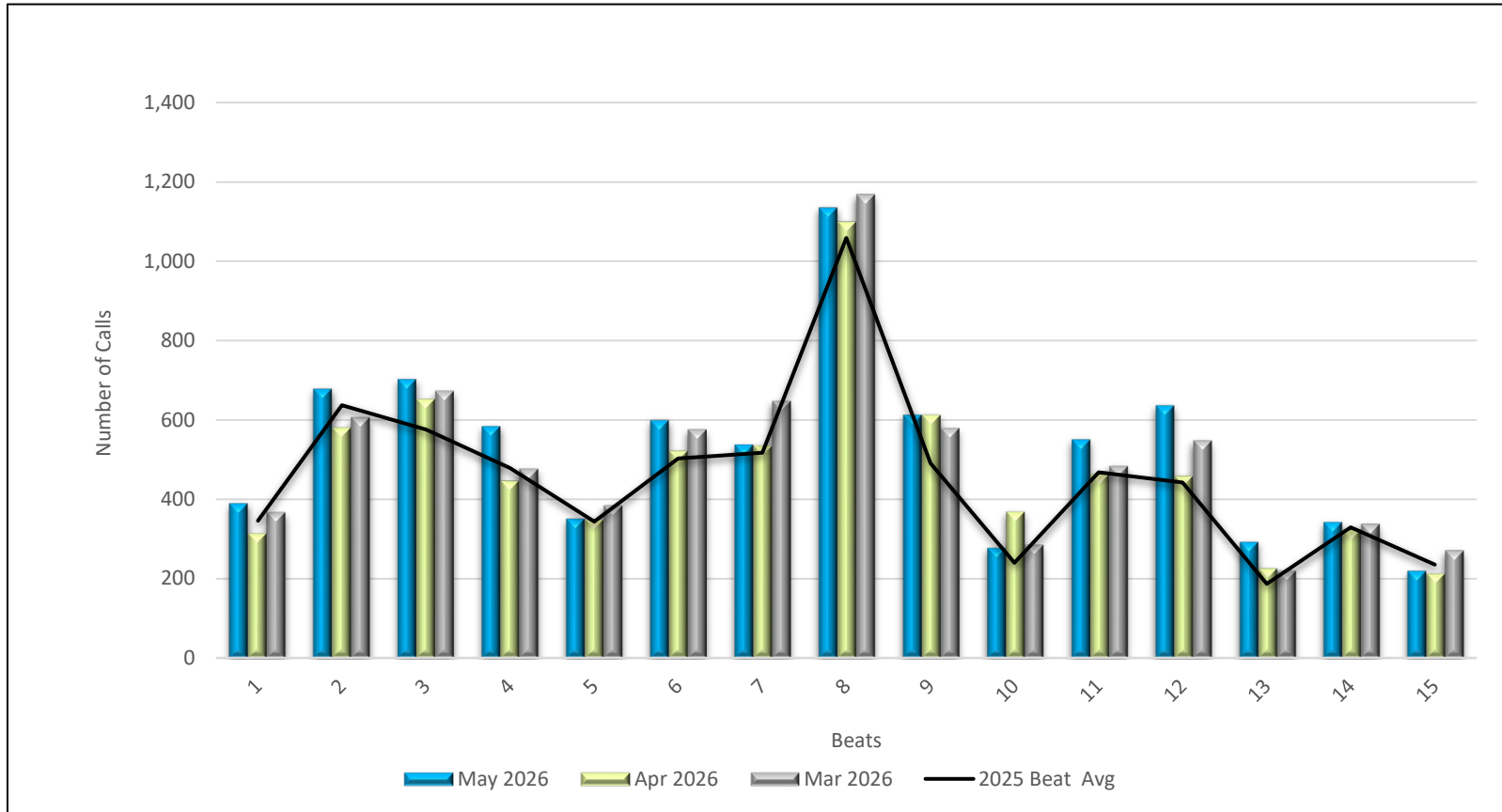
## Albany Police Department

<b>Calls For Service</b>	
<b>Day</b>	<b>May 2026</b>
Sunday	981
Monday	1107
Tuesday	1095
Wednesday	1095
Thursday	1085
Friday	1430
Saturday	1117
	<hr/>
	7910




# Calls for Service by Beat

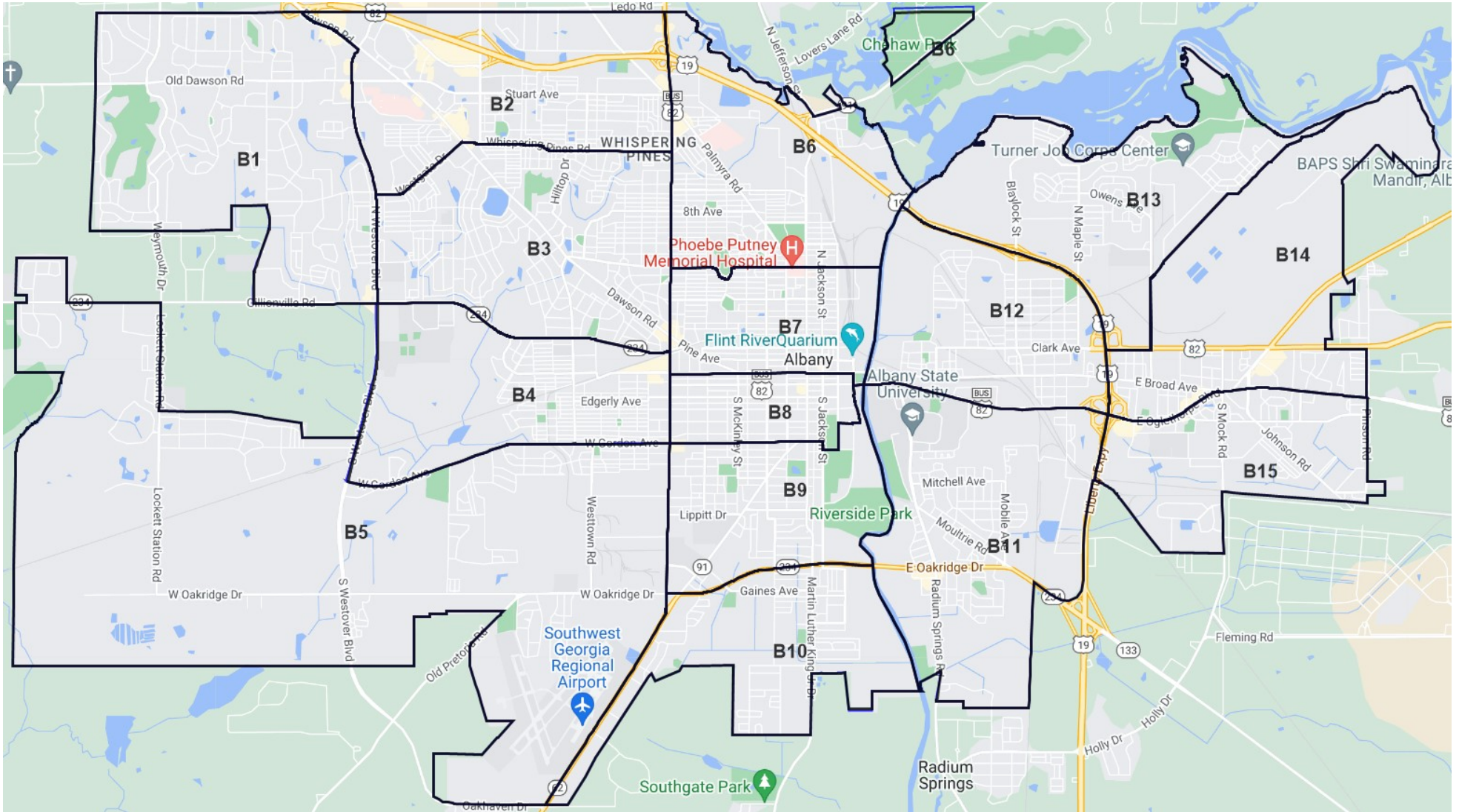
## Albany Police Department



Beats	1	2	3	4	5	6	7	8	9	10	11	12	13	14	15
May 2026	390	678	702	584	351	599	538	1134	613	278	551	636	293	343	220
Apr 2026	314	580	652	447	349	522	535	1097	612	369	463	459	226	323	213
Mar 2026	367	606	672	476	384	576	647	1166	579	285	483	548	220	338	271
2025 Beat Avg	346	637	576	479	344	503	518	1059	491	240	468	442	187	330	235



# Albany Police Department Jurisdiction and Beats



Local Layers  
Albany Police Beats