



Police Department

---

# April 2026 Crime Data

May 4, 2026

Prepared by:  
David Sparks, B.Sc., CCIA

*Numbers in this report may be updated from month to month as records updates occur.  
The information contained in this report is primarily raw data until calendar year reporting.*

Distribution:

City Manager  
Assistant City Managers  
Chief of Police  
Deputy Chief of Police  
Major – Criminal Investigations  
Major – Uniform  
Major – Support Services  
Investigations Captains

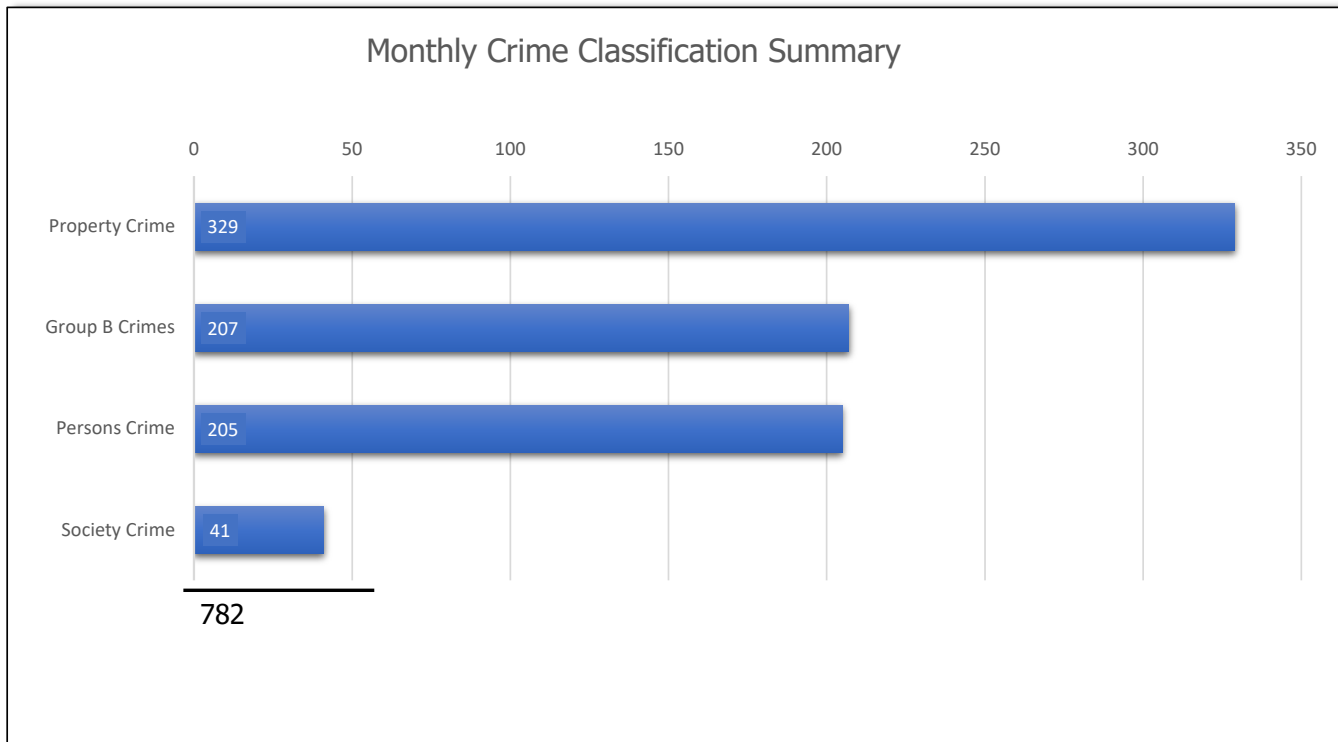
Uniform Captains  
Support Services Captain  
Professional Standards  
Special Operations  
Accreditation Manager  
Family Protection  
Records Supervisor  
Training Supervisor

# Albany Police Department NIBRS Profile

Type of Offense			Number of Incidents Reported				
			Apr 2026 Incidents	Apr 2026 Cleared	Percent Cleared	Mar 2026 Incidents	Monthly Change
NIBRS Group A Crimes Against Persons	09A-B	Homicide Offenses	2	0	0%	1	▲1
	09A	Murder	2	0	0%	1	▲1
	09B	Negligent ManslSephter	0	0		0	
	11A-D	Sex Offenses	12	4	33%	10	▲2
	11A	Forcible Rape	7	1	14%	1	▲6
	11B-D	Other Forcible Sexual Offenses	5	3	60%	9	▼4
	13A-C	Assault Offenses	183	70	38%	151	▲32
	13A	Aggravated Assault	41	17	41%	46	▼5
	13B	Simple Assault	101	42	42%	80	▲21
	13C	Intimidation	41	11	27%	25	▲16
	36A-B	Sex Offenses, Nonforcible	1	1	100%	2	▼1
	64A-B	Human Trafficking Offenses	2	2	100%	0	▲2
	100	Kidnapping / Abduction	5	2	40%	4	▲1
<b>Crimes Against Persons Subtotal</b>			<b>205</b>	<b>79</b>	<b>39%</b>	<b>168</b>	<b>▲37</b>
NIBRS Group A Crimes Against Property	120	Robbery	3	2	67%	6	▼3
		Armed Robbery	0	1		4	▼4
		All Other Robbery	3	1	33%	2	▲1
	200	Arson	0	1		3	▼3
	210	Extortion/Blackmail	0	0		0	
	220	Burglary/Breaking & Entering	22	4	18%	30	▼8
		1st Degree Residential Burglary	15	3	20%	22	▼7
		2nd Degree Business/Storage Burglary	7	1	14%	8	▼1
	23A-H	Larceny/Theft Offenses	168	24	14%	159	▲9
	23 A-B	Pocket-Picking & Purse-Snatching	0	0		0	
	23C	Shoplifting	29	8	28%	27	▲2
	23D	Theft from Building	0	0		0	
	23E	Theft from Coin-Operated Machine	0	0		0	
	23F	Theft from Motor Vehicle	59	4	7%	47	▲12
	23G	Theft of Motor Vehicle Parts	0	0		0	
	23H	All Other Larceny	80	12	15%	85	▼5
	240	Motor Vehicle Theft	24	3	13%	24	
	250	Counterfeiting/Forgery	5	2	40%	8	▼3
	26A-G	Fraud Offenses	25	3	12%	24	▲1
	270	Embezzlement	0	0		0	
280	Stolen Property	1	2	200%	4	▼3	
290	Destruction/Vandalism of Property	81	11	14%	83	▼2	
510	Bribery	0	0		0		
<b>Crimes Against Property Subtotal</b>			<b>329</b>	<b>52</b>	<b>16%</b>	<b>341</b>	<b>▼12</b>
NIBRS Group A Crimes Against Society	35A-B	Drug/Narcotic Offenses	20	11	55%	24	▼4
	35A	Drug/Narcotic Violations	11	6	55%	14	▼3
	35B	Drug Equipment Violations	9	5	56%	10	▼1
	370	Pornography/Obscene Material	3	0	0%	3	
	39A-D	Gambling Offenses	0	0		0	
	40A-C	Prostitution Offenses	0	0		0	
	520	Weapon Law Violations	17	7	41%	8	▲9
	720	Animal Cruelty	1	0	0%	1	
<b>Crimes Against Society Subtotal</b>			<b>41</b>	<b>18</b>	<b>44%</b>	<b>36</b>	<b>▲5</b>
<b>NIBRS Group A Total</b>			<b>575</b>	<b>149</b>	<b>26%</b>	<b>545</b>	<b>▲30</b>

# Albany Police Department NIBRS Profile

Type of Offense			Number of Incidents Reported				
			Apr 2026 Incidents	Apr 2026 Cleared	Percent Cleared	Mar 2026 Incidents	Monthly Change
<b>NIBRS Group B General Crimes</b>	90A	Bad Checks	0	0		0	
	90B	Curfew/Loitering/Vagrancy	8	5	63%	6	▲2
	90C	Disorderly Conduct	82	49	60%	70	▲12
	90D	Driving Under the Influence	9	7	78%	13	▼4
	90F	Family Offenses, Nonviolent	23	12	52%	23	
	90G	Liquor Law Violations	1	1	100%	12	▼11
	90J	Trespass of Real Property	31	18	58%	39	▼8
	90Z	All Other Offenses	53	37	70%	73	▼20
<b>Group B Totals</b>			<b>207</b>	<b>129</b>	<b>62%</b>	<b>236</b>	<b>▼29</b>
<b>NIBRS Group A &amp; B Totals</b>			<b>782</b>	<b>278</b>	<b>36%</b>	<b>781</b>	<b>▲1</b>

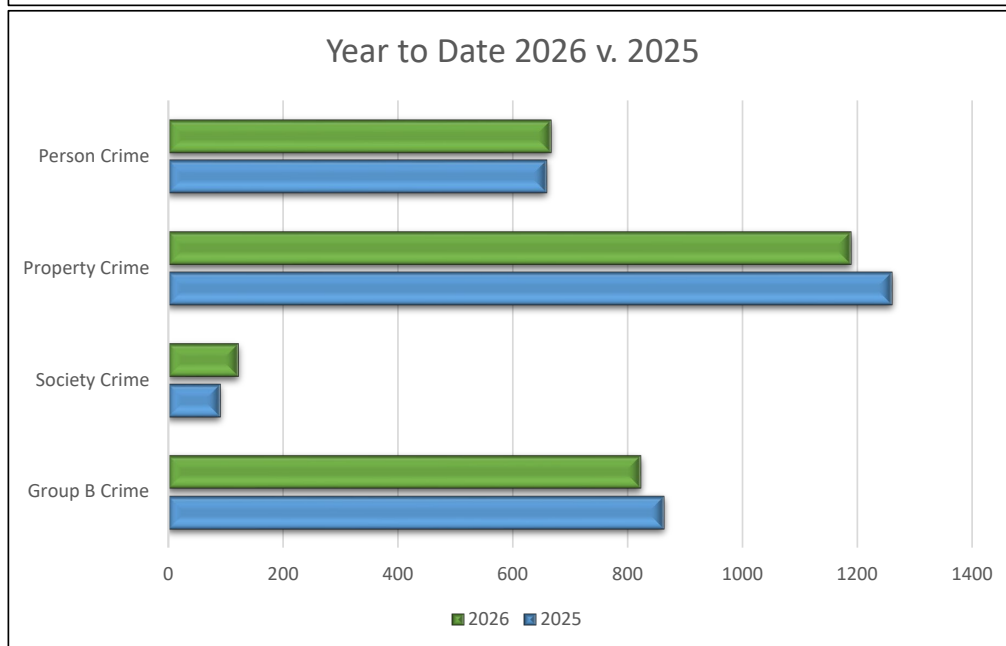


# Albany Police Department NIBRS Annual Comparison

Type of Offense			Number of Incidents Reported					
			Apr 2026 Incidents	Apr 2025 Incidents	% Chg	2026 Year to Date	2025 Year to Date	% Chg
<b>NIBRS Group A</b> Crimes Against Persons	09A-B	Homicide Offenses	2	0		5	4	25.0%
	09A	Murder	2	0		5	4	25.0%
	09B	Negligent MansSephter	0	0		0	0	
	11A-D	Sex Offenses	12	5	140.0%	44	26	69.2%
	11A	Forcible Rape	7	3	133.3%	19	11	72.7%
	11B-D	Other Forcible Sexual Offenses	5	2	150.0%	25	15	66.7%
	13A-C	Assault Offenses	183	189	-3.2%	600	614	-2.3%
	13A	Aggravated Assault	41	55	-25.5%	145	162	-10.5%
	13B	Simple Assault	101	112	-9.8%	343	384	-10.7%
	13C	Intimidation	41	22	86.4%	112	68	64.7%
	36A-B	Sex Offenses, Nonforcible	1	0		3	1	200.0%
	64A-B	Human Trafficking Offenses	2	0		3	0	
100	Kidnapping / Abduction	5	6	-16.7%	12	14	-14.3%	
<b>Crimes Against Persons Subtotal</b>			<b>205</b>	<b>200</b>	<b>2.5%</b>	<b>667</b>	<b>659</b>	<b>1.2%</b>
<b>NIBRS Group A</b> Crimes Against Property	120	Robbery	3	12	-75.0%	16	26	-38.5%
		Armed Robbery	0	4	-100.0%	6	9	-33.3%
		All Other Robbery	3	8	-62.5%	10	17	-41.2%
	200	Arson	0	2	-100.0%	5	6	-16.7%
	210	Extortion/Blackmail	0	0		0	0	
	220	Burglary/Breaking & Entering	22	32	-31.3%	96	115	-16.5%
		1st Degree Residential Burglary	15	21	-28.6%	64	74	-13.5%
		2nd Degree Business/Storage Burglary	7	11	-36.4%	32	41	-22.0%
	23A-H	Larceny/Theft Offenses	168	164	2.4%	557	595	-6.4%
	23 A-B	Pocket-Picking & Purse-Snatching	0	1	-100.0%	0	2	-100.0%
	23C	Shoplifting	29	25	16.0%	111	102	8.8%
	23D	Theft from Building	0	1	-100.0%	0	2	-100.0%
	23E	Theft from Coin-Operated Machine	0	0		0	0	
	23F	Theft from Motor Vehicle	59	44	34.1%	167	168	-0.6%
	23G	Theft of Motor Vehicle Parts	0	0		1	1	0.0%
	23H	All Other Larceny	80	93	-14.0%	278	320	-13.1%
	240	Motor Vehicle Theft	24	14	71.4%	83	78	6.4%
	250	Counterfeiting/Forgery	5	4	25.0%	23	16	43.8%
	26A-G	Fraud Offenses	25	23	8.7%	94	92	2.2%
	270	Embezzlement	0	0		0	0	
280	Stolen Property	1	3	-66.7%	10	7	42.9%	
290	Destruction/Vandalism of Property	81	82	-1.2%	305	325	-6.2%	
510	Bribery	0	0		0	0		
<b>Crimes Against Property Subtotal</b>			<b>329</b>	<b>336</b>	<b>-2.1%</b>	<b>1189</b>	<b>1260</b>	<b>-5.6%</b>
<b>NIBRS Group A</b> Crimes Against Society	35A-B	Drug/Narcotic Offenses	20	15	33.3%	59	43	37.2%
	35A	Drug/Narcotic Violations	11	9	22.2%	35	30	16.7%
	35B	Drug Equipment Violations	9	6	50.0%	24	13	84.6%
	370	Pornography/Obscene Material	3	1	200.0%	9	4	125.0%
	39A-D	Gambling Offenses	0	0		0	0	
	40A-C	Prostitution Offenses	0	0		0	0	
	520	Weapon Law Violations	17	9	88.9%	50	41	22.0%
	720	Animal Cruelty	1	2	-50.0%	5	4	25.0%
<b>Crimes Against Society Subtotal</b>			<b>41</b>	<b>27</b>	<b>51.9%</b>	<b>123</b>	<b>92</b>	<b>33.7%</b>
<b>NIBRS Group A Total</b>			<b>575</b>	<b>563</b>	<b>2.1%</b>	<b>1979</b>	<b>2011</b>	<b>-1.6%</b>

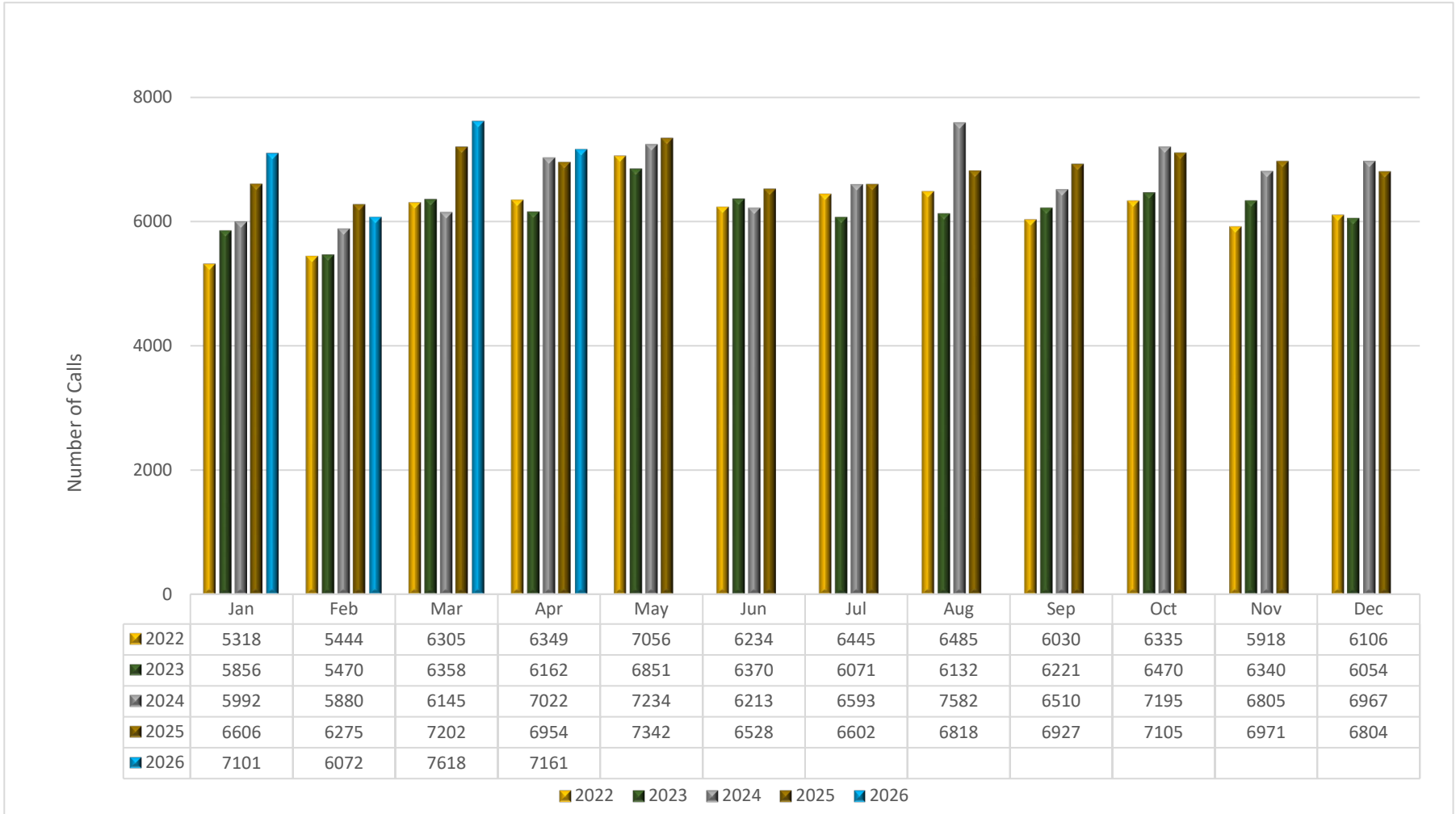
# Albany Police Department NIBRS Annual Comparison

Type of Offense			Number of Incidents Reported					
			Apr 2026 Incidents	Apr 2025 Incidents	% Chg	2026 Year to Date	2025 Year to Date	% Chg
NIBRS Group B General Crimes	90A	Bad Checks	0	1	-100.0%	1	4	-75.0%
	90B	Curfew/Loitering/Vagrancy	8	6	33.3%	25	22	13.6%
	90C	Disorderly Conduct	82	85	-3.5%	262	286	-8.4%
	90D	Driving Under the Influence	9	19	-52.6%	54	85	-36.5%
	90F	Family Offenses, Nonviolent	23	27	-14.8%	90	108	-16.7%
	90G	Liquor Law Violations	1	7	-85.7%	29	44	-34.1%
	90J	Trespass of Real Property	31	39	-20.5%	133	107	24.3%
	90Z	All Other Offenses	53	49	8.2%	229	207	10.6%
<b>Group B Totals</b>			<b>207</b>	<b>233</b>	<b>-11.2%</b>	<b>823</b>	<b>863</b>	<b>-4.6%</b>
<b>NIBRS Group A &amp; B Totals</b>			<b>782</b>	<b>796</b>	<b>-1.8%</b>	<b>2802</b>	<b>2874</b>	<b>-2.5%</b>



# Calls for Service by Month

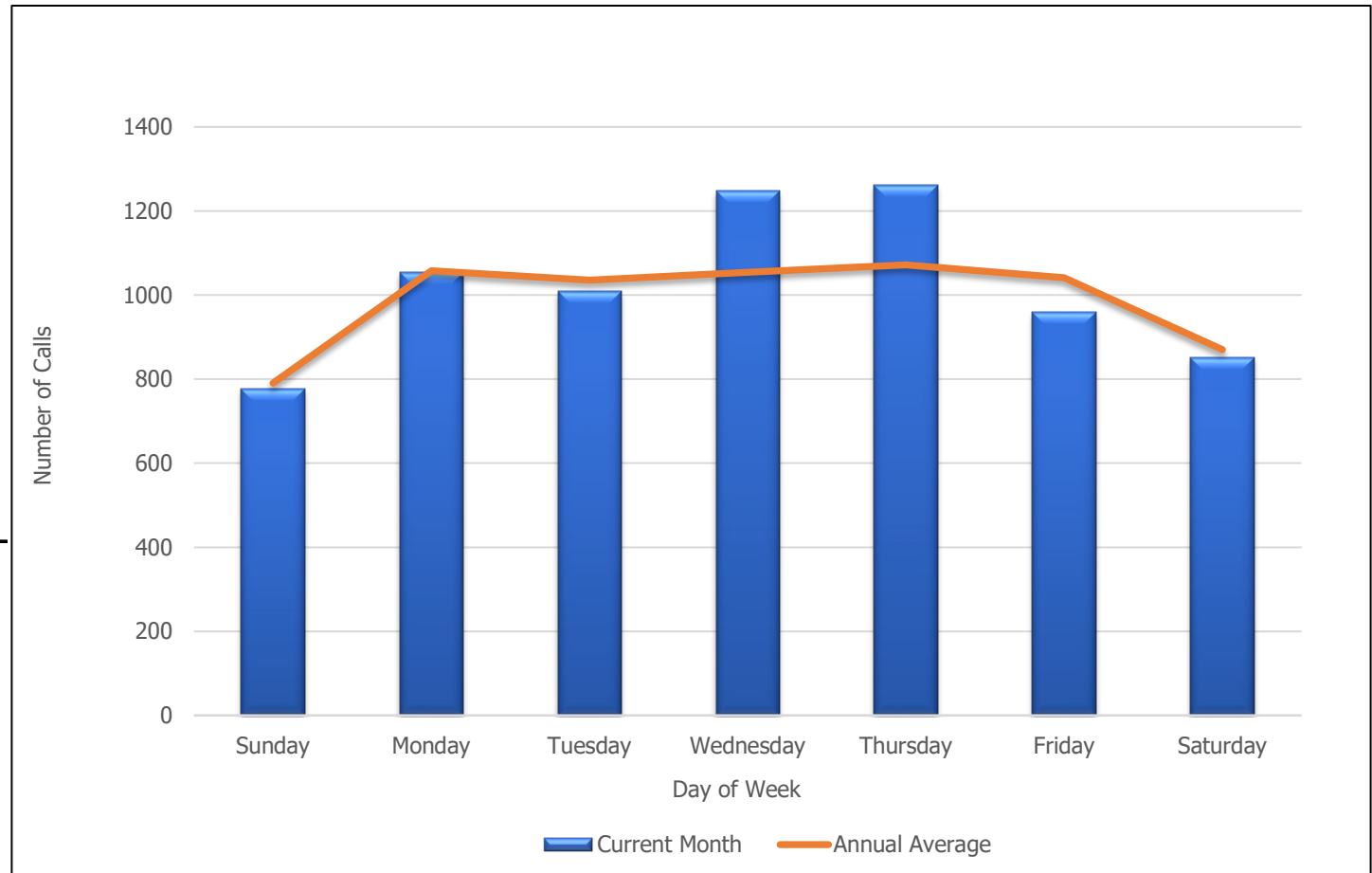
## Albany Police Department



# Monthly Calls for Service by Day of Week

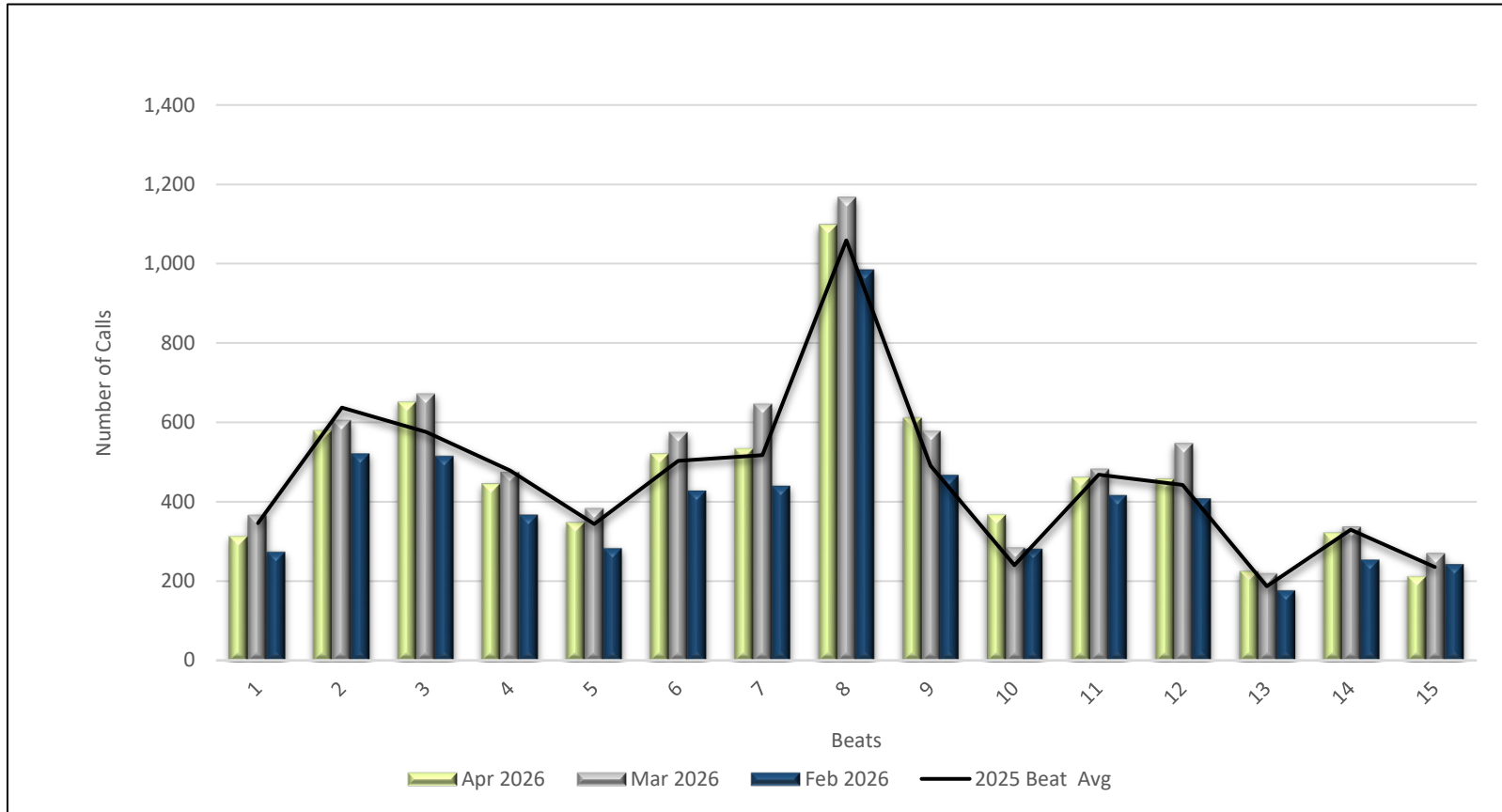
## Albany Police Department

<b>Calls For Service</b>	
<b>Day</b>	<b>Apr 2026</b>
Sunday	777
Monday	1054
Tuesday	1008
Wednesday	1248
Thursday	1262
Friday	960
Saturday	852
	<hr/>
	7161




# Calls for Service by Beat

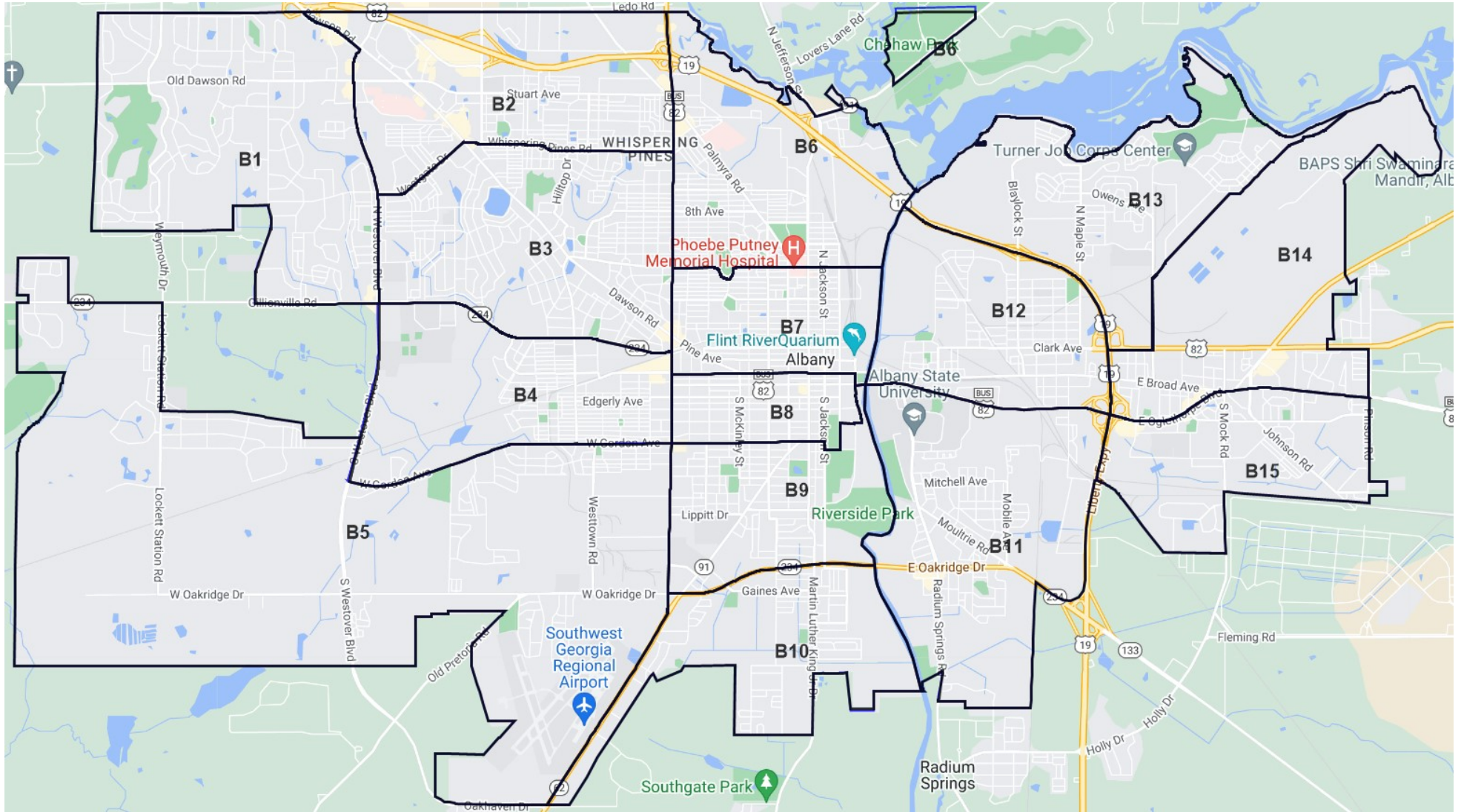
## Albany Police Department



Beats	1	2	3	4	5	6	7	8	9	10	11	12	13	14	15
Apr 2026	314	580	652	447	349	522	535	1097	612	369	463	459	226	323	213
Mar 2026	367	606	672	476	384	576	647	1166	579	285	483	548	220	338	271
Feb 2026	275	522	516	368	284	429	441	984	468	282	417	409	178	255	244
2025 Beat Avg	346	637	576	479	344	503	518	1059	491	240	468	442	187	330	235



# Albany Police Department Jurisdiction and Beats



Local Layers  
Albany Police Beats