



Police Department

January 2026 Crime Data

February 6, 2026

Prepared by:
David Sparks, B.Sc., CCIA

*Numbers in this report may be updated from month to month as records updates occur.
The information contained in this report is primarily raw data until calendar year reporting.*

Distribution:

City Manager
Assistant City Managers
Chief of Police
Deputy Chief of Police
Major – Criminal Investigations
Major – Uniform
Major – Support Services
Investigations Captains
Uniform Captains

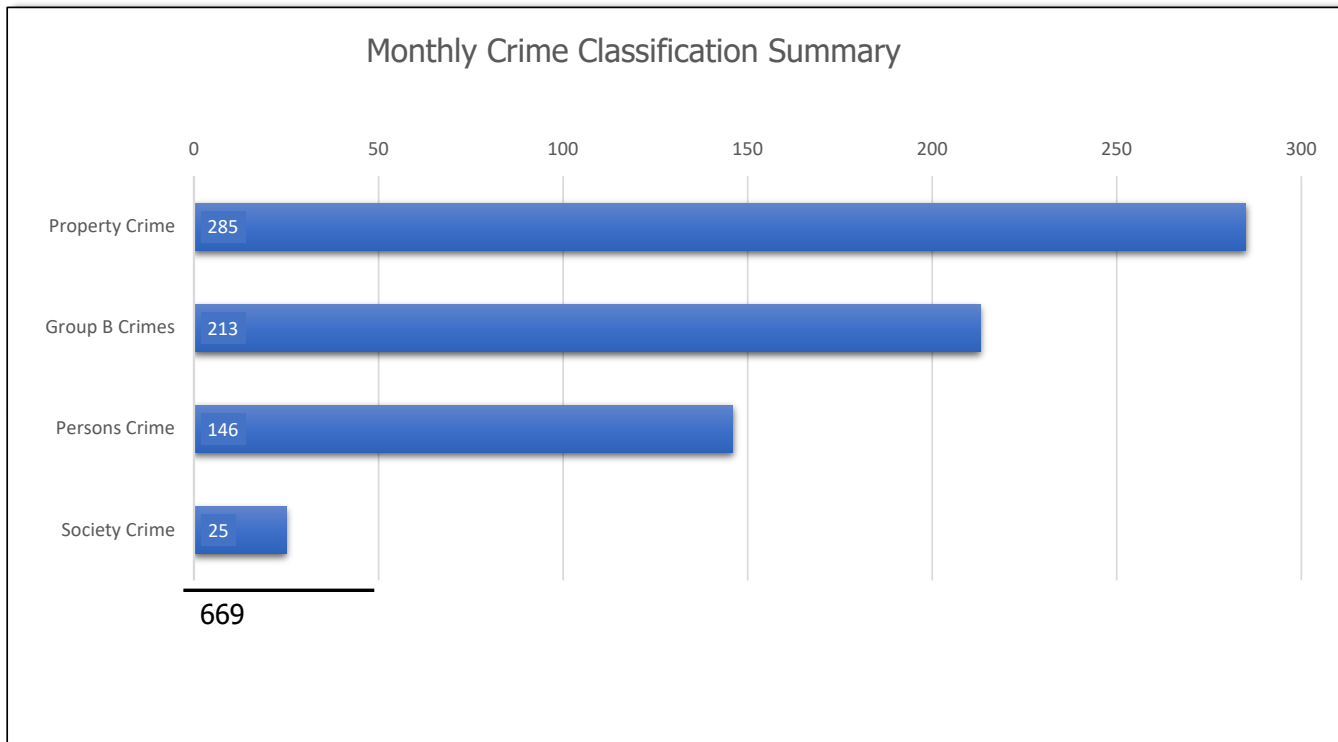
Support Services Captain
Professional Standards
Special Operations
Accreditation Manager
Family Protection
Records Supervisor
Planning & Research
Training Supervisor

Albany Police Department NIBRS Profile

Type of Offense			Number of Incidents Reported				
			Jan 2026 Incidents	Jan 2026 Cleared	Percent Cleared	Dec 2025 Incidents	Monthly Change
NIBRS Group A Crimes Against Persons	09A-B	Homicide Offenses	1	1	100%	4	▼3
	09A	Murder	1	1	100%	4	▼3
	09B	Negligent ManslSephter	0	0		0	
	11A-D	Sex Offenses	8	1	13%	5	▲3
	11A	Forcible Rape	4	0	0%	1	▲3
	11B-D	Other Forcible Sexual Offenses	4	1	25%	4	
	13A-C	Assault Offenses	137	55	40%	171	▼34
	13A	Aggravated Assault	31	9	29%	47	▼16
	13B	Simple Assault	82	39	48%	91	▼9
	13C	Intimidation	24	7	29%	33	▼9
	36A-B	Sex Offenses, Nonforcible	0	0		0	
	64A-B	Human Trafficking Offenses	0	0		0	
	100	Kidnapping / Abduction	0	0		1	▼1
Crimes Against Persons Subtotal			146	57	39%	181	▼35
NIBRS Group A Crimes Against Property	120	Robbery	3	0	0%	8	▼5
		Armed Robbery	1	0	0%	4	▼3
		All Other Robbery	2	0	0%	4	▼2
	200	Arson	1	0	0%	1	
	210	Extortion/Blackmail	0	0		0	
	220	Burglary/Breaking & Entering	26	3	12%	29	▼3
		1st Degree Residential Burglary	17	2	12%	14	▲3
		2nd Degree Business/Storage Burglary	9	1	11%	15	▼6
	23A-H	Larceny/Theft Offenses	132	32	24%	139	▼7
	23 A-B	Pocket-Picking & Purse-Snatching	0	0		0	
	23C	Shoplifting	26	8	31%	36	▼10
	23D	Theft from Building	0	0		0	
	23E	Theft from Coin-Operated Machine	0	0		0	
	23F	Theft from Motor Vehicle	38	12	32%	32	▲6
	23G	Theft of Motor Vehicle Parts	1	0	0%	0	▲1
	23H	All Other Larceny	67	12	18%	71	▼4
	240	Motor Vehicle Theft	17	2	12%	12	▲5
	250	Counterfeiting/Forgery	5	3	60%	12	▼7
	26A-G	Fraud Offenses	22	7	32%	24	▼2
	270	Embezzlement	0	0		0	
	280	Stolen Property	1	1	100%	3	▼2
	290	Destruction/Vandalism of Property	78	13	17%	58	▲20
	510	Bribery	0	0		0	
Crimes Against Property Subtotal			285	61	21%	286	▼1
NIBRS Group A Crimes Against Society	35A-B	Drug/Narcotic Offenses	8	7	88%	12	▼4
	35A	Drug/Narcotic Violations	6	5	83%	4	▲2
	35B	Drug Equipment Violations	2	2	100%	8	▼6
	370	Pornography/Obscene Material	1	0	0%	3	▼2
	39A-D	Gambling Offenses	0	0		0	
	40A-C	Prostitution Offenses	0	0		0	
	520	Weapon Law Violations	15	3	20%	12	▲3
	720	Animal Cruelty	1	0	0%	2	▼1
Crimes Against Society Subtotal			25	10	40%	29	▼4
NIBRS Group A Total			456	128	28%	496	▼40

Albany Police Department NIBRS Profile

Type of Offense			Number of Incidents Reported				
			Jan 2026 Incidents	Jan 2026 Cleared	Percent Cleared	Dec 2025 Incidents	Monthly Change
NIBRS Group B General Crimes	90A	Bad Checks	0	0		2	▼2
	90B	Curfew/Loitering/Vagrancy	7	6	86%	4	▲3
	90C	Disorderly Conduct	59	34	58%	52	▲7
	90D	Driving Under the Influence	19	18	95%	20	▼1
	90F	Family Offenses, Nonviolent	22	8	36%	22	
	90G	Liquor Law Violations	6	6	100%	12	▼6
	90J	Trespass of Real Property	46	16	35%	36	▲10
	90Z	All Other Offenses	54	38	70%	53	▲1
Group B Totals			213	126	59%	201	▲12
NIBRS Group A & B Totals			669	254	38%	697	▼28

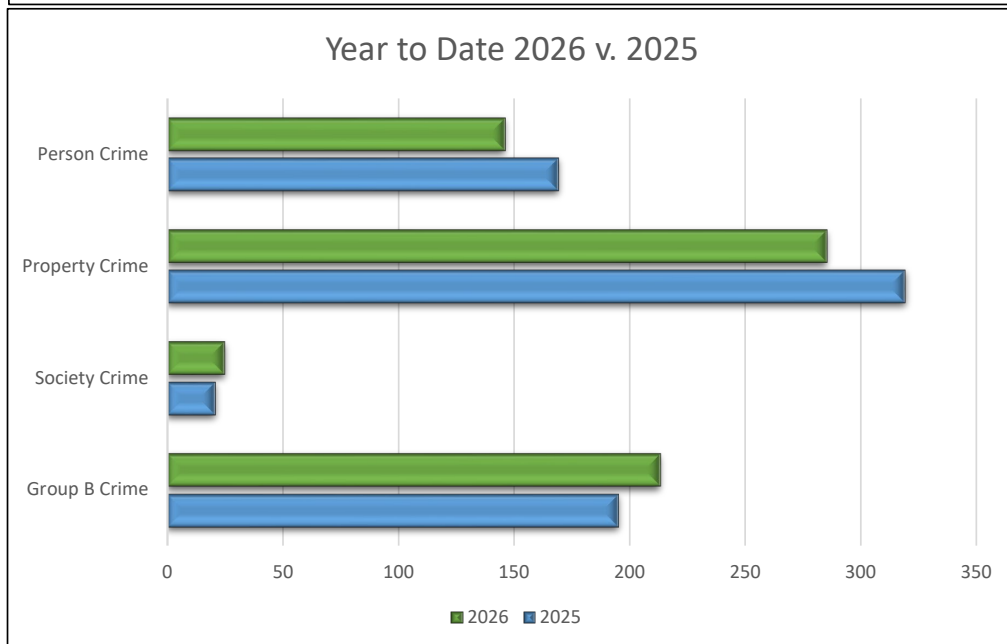
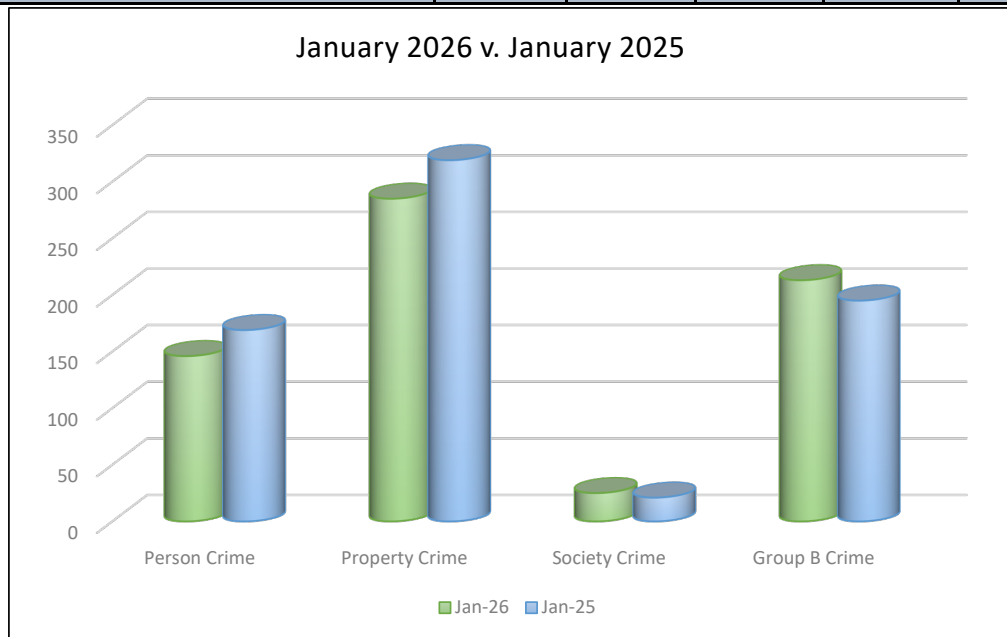


Albany Police Department NIBRS Annual Comparison

Type of Offense			Number of Incidents Reported					
			Jan 2026 Incidents	Jan 2025 Incidents	% Chg	2026 Year to Date	2025 Year to Date	% Chg
NIBRS Group A Crimes Against Persons	09A-B	Homicide Offenses	1	1	0.0%	1	1	0.0%
	09A	Murder	1	1	0.0%	1	1	0.0%
	09B	Negligent ManslSephter	0	0		0	0	
	11A-D	Sex Offenses	8	9	-11.1%	8	9	-11.1%
	11A	Forcible Rape	4	3	33.3%	4	3	33.3%
	11B-D	Other Forcible Sexual Offenses	4	6	-33.3%	4	6	-33.3%
	13A-C	Assault Offenses	137	154	-11.0%	137	154	-11.0%
	13A	Aggravated Assault	31	38	-18.4%	31	38	-18.4%
	13B	Simple Assault	82	97	-15.5%	82	97	-15.5%
	13C	Intimidation	24	19	26.3%	24	19	26.3%
	36A-B	Sex Offenses, Nonforcible	0	1	-100.0%	0	1	-100.0%
	64A-B	Human Trafficking Offenses	0	0		0	0	
	100	Kidnapping / Abduction	0	4	-100.0%	0	4	-100.0%
Crimes Against Persons Subtotal			146	169	-13.6%	146	169	-13.6%
NIBRS Group A Crimes Against Property	120	Robbery	3	2	50.0%	3	2	50.0%
		Armed Robbery	1	1	0.0%	1	1	0.0%
		All Other Robbery	2	1	100.0%	2	1	100.0%
	200	Arson	1	1	0.0%	1	1	0.0%
	210	Extortion/Blackmail	0	0		0	0	
	220	Burglary/Breaking & Entering	26	47	-44.7%	26	47	-44.7%
		1st Degree Residential Burglary	17	36	-52.8%	17	36	-52.8%
		2nd Degree Business/Storage Burglary	9	11	-18.2%	9	11	-18.2%
	23A-H	Larceny/Theft Offenses	132	137	-3.6%	132	137	-3.6%
	23 A-B	Pocket-Picking & Purse-Snatching	0	0		0	0	
	23C	Shoplifting	26	0		26	0	
	23D	Theft from Building	0	0		0	0	
	23E	Theft from Coin-Operated Machine	0	25	-100.0%	0	25	-100.0%
	23F	Theft from Motor Vehicle	38	32	18.8%	38	32	18.8%
	23G	Theft of Motor Vehicle Parts	1	1	0.0%	1	1	0.0%
	23H	All Other Larceny	67	79	-15.2%	67	79	-15.2%
	240	Motor Vehicle Theft	17	24	-29.2%	17	24	-29.2%
	250	Counterfeiting/Forgery	5	4	25.0%	5	4	25.0%
	26A-G	Fraud Offenses	22	17	29.4%	22	17	29.4%
	270	Embezzlement	0	0		0	0	
	280	Stolen Property	1	1	0.0%	1	1	0.0%
	290	Destruction/Vandalism of Property	78	86	-9.3%	78	86	-9.3%
	510	Bribery	0	0		0	0	
Crimes Against Property Subtotal			285	319	-10.7%	285	319	-10.7%
NIBRS Group A Crimes Against Society	35A-B	Drug/Narcotic Offenses	8	9	-11.1%	8	9	-11.1%
	35A	Drug/Narcotic Violations	6	7	-14.3%	6	7	-14.3%
	35B	Drug Equipment Violations	2	2	0.0%	2	2	0.0%
	370	Pornography/Obscene Material	1	0		1	0	
	39A-D	Gambling Offenses	0	0		0	0	
	40A-C	Prostitution Offenses	0	0		0	0	
	520	Weapon Law Violations	15	12	25.0%	15	12	25.0%
	720	Animal Cruelty	1	0		1	0	
Crimes Against Society Subtotal			25	21	19.0%	25	21	19.0%
NIBRS Group A Total			456	509	-10.4%	456	509	-10.4%

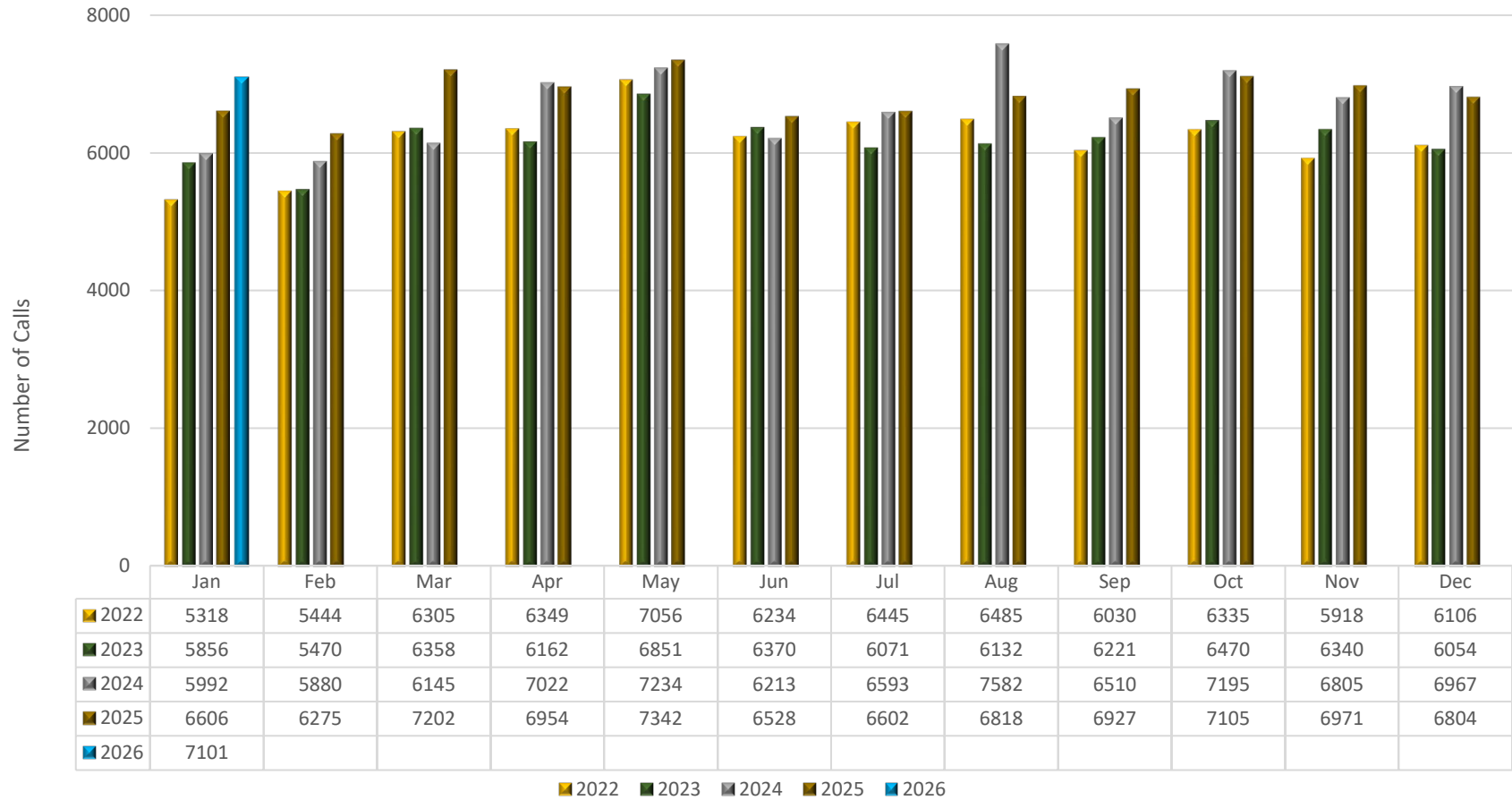
Albany Police Department NIBRS Annual Comparison

Type of Offense			Number of Incidents Reported					
			Jan 2026 Incidents	Jan 2025 Incidents	% Chg	2026 Year to Date	2025 Year to Date	% Chg
NIBRS Group B General Crimes	90A	Bad Checks	0	1	-100.0%	0	1	-100.0%
	90B	Curfew/Loitering/Vagrancy	7	3	133.3%	7	3	133.3%
	90C	Disorderly Conduct	59	69	-14.5%	59	69	-14.5%
	90D	Driving Under the Influence	19	13	46.2%	19	13	46.2%
	90F	Family Offenses, Nonviolent	22	32	-31.3%	22	32	-31.3%
	90G	Liquor Law Violations	6	6	0.0%	6	6	0.0%
	90J	Trespass of Real Property	46	23	100.0%	46	23	100.0%
	90Z	All Other Offenses	54	48	12.5%	54	48	12.5%
Group B Totals			213	195	9.2%	213	195	9.2%
NIBRS Group A & B Totals			669	704	-5.0%	669	704	-5.0%



Calls for Service by Month

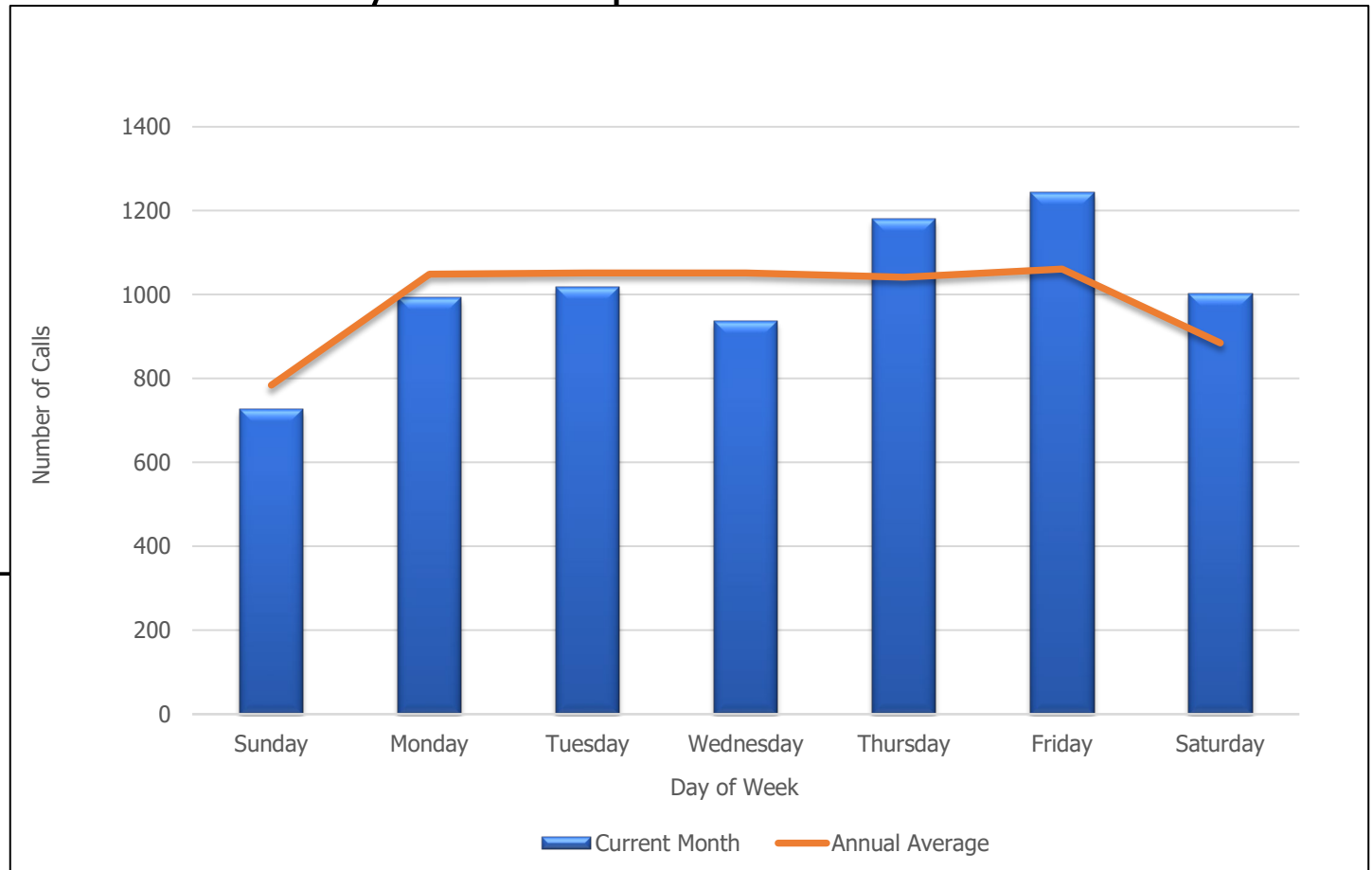
Albany Police Department



Monthly Calls for Service by Day of Week

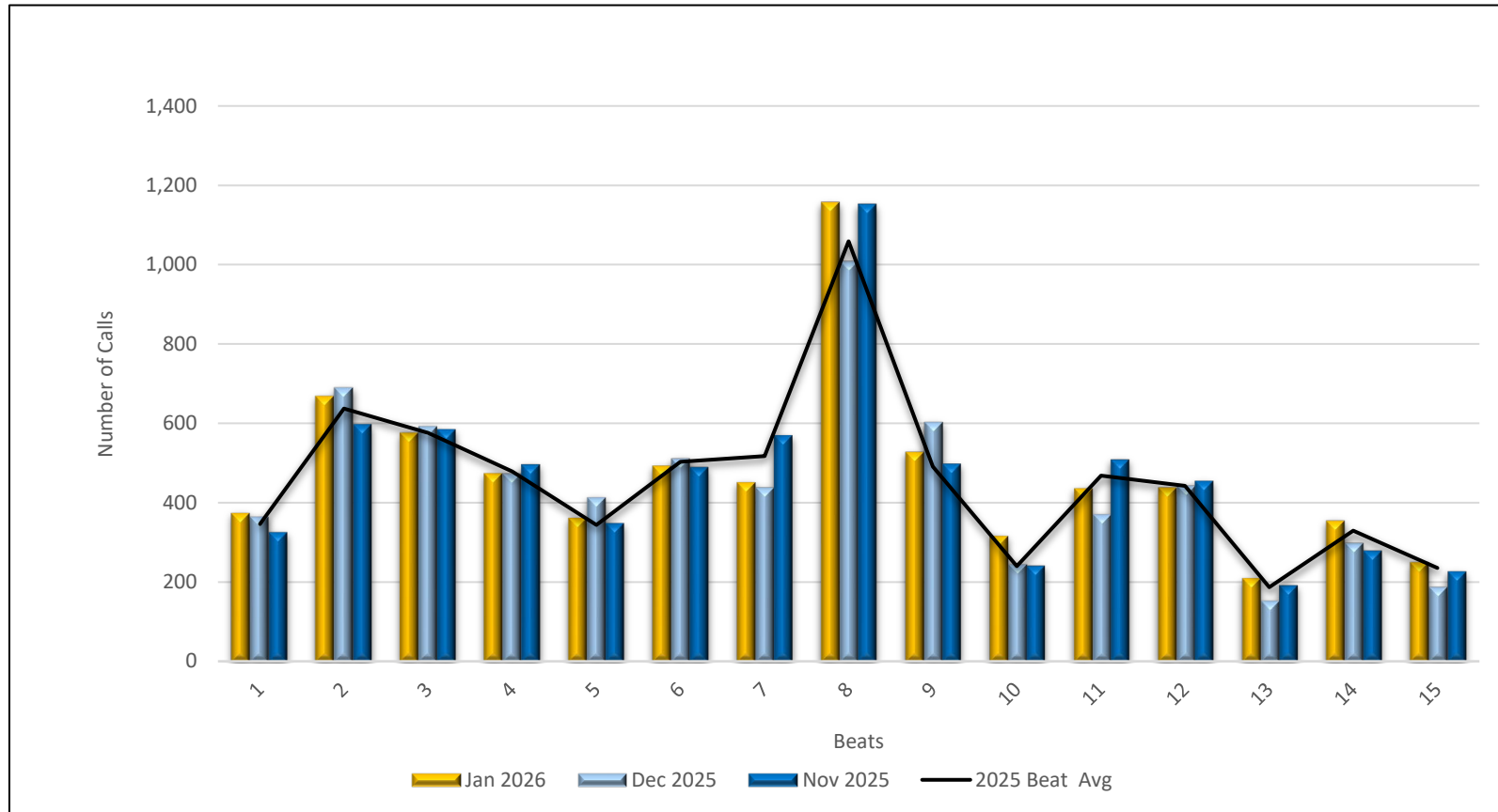
Albany Police Department

Calls For Service	
Day	Jan 2026
Sunday	727
Monday	993
Tuesday	1018
Wednesday	937
Thursday	1180
Friday	1243
Saturday	1003
	<hr/> 7101




Calls for Service by Beat

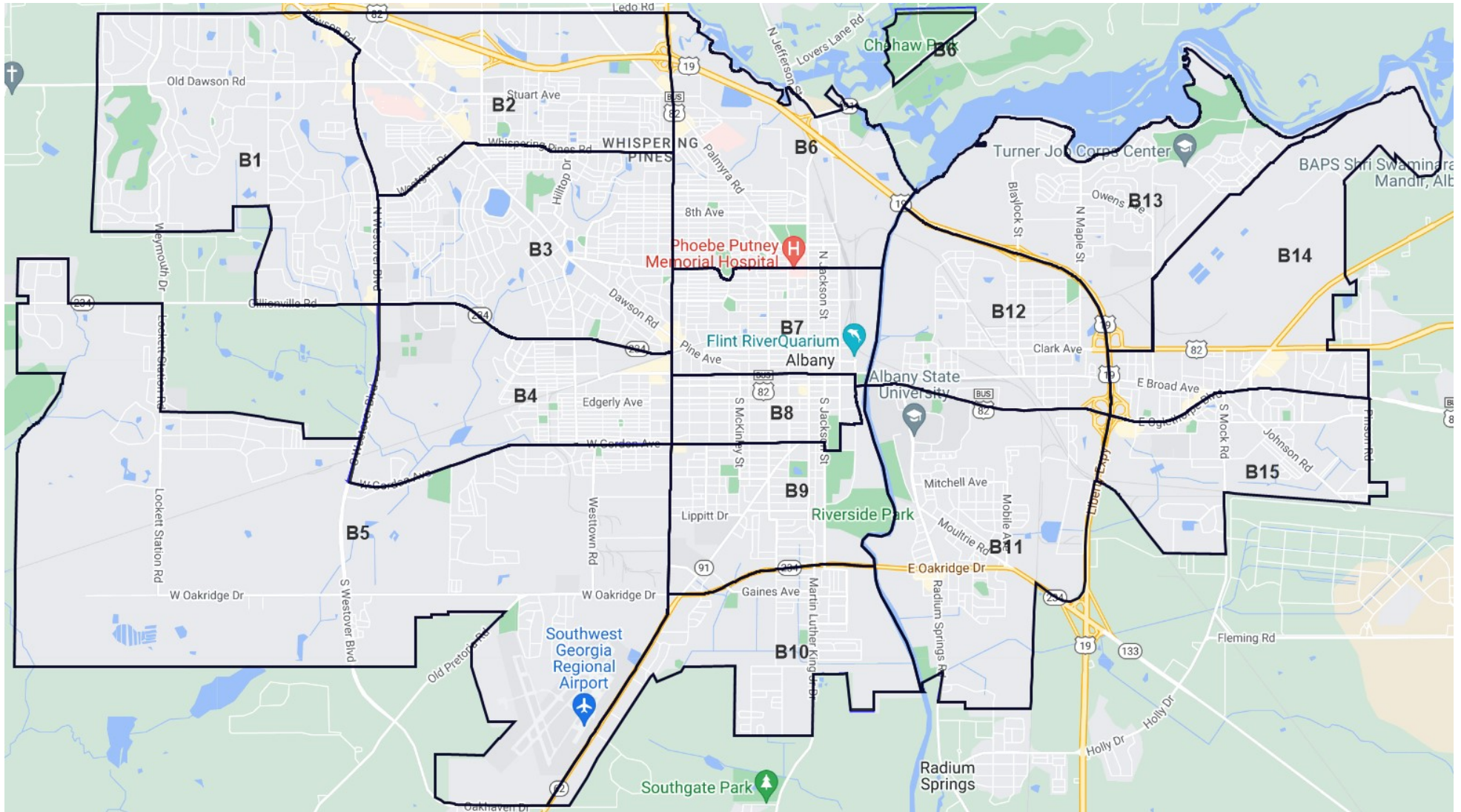
Albany Police Department



Beats	1	2	3	4	5	6	7	8	9	10	11	12	13	14	15
Jan 2026	375	669	577	475	363	494	452	1156	529	317	437	439	211	356	251
Dec 2025	366	690	593	474	414	512	439	1007	604	246	372	444	154	300	189
Nov 2025	326	598	585	497	349	490	570	1151	498	242	509	455	193	280	228
2025 Beat Avg	346	637	576	479	344	503	518	1059	491	240	468	442	187	330	235



Albany Police Department Jurisdiction and Beats



Local Layers
Albany Police Beats